

CHILTERN DISTRICT COUNCIL

King George V House, King George V Road, Amersham,
Buckinghamshire, HP6 5AW

Telephone: 01494 729000 **DX:** 50711

Fax: 01494 586506

Website: www.chiltern.gov.uk

Email: info@chiltern.gov.uk



Licensing & Regulation Committee

Thursday, 2nd June, 2011 at 6.30 pm

Large & Small Committee Room, King George V House, King George V Road,
Amersham

A G E N D A

- 1 Evacuation Procedures
- 2 To elect a Chairman of the Committee for the remainder of the municipal year.
- 3 To appoint a Vice-Chairman of the Committee for the remainder of the municipal year.
- 4 Minutes
To sign the Minutes of the meeting held on 20 January 2011.
- 5 Apologies for Absence
- 6 Declarations of Interest
- 7 Local Government (Miscellaneous Provisions) Act 1976 Hackney Carriage Fare Increase (*Pages 1 - 10*)
 - Appendix 7.1 (Pages 11 - 24)*
 - Appendix 7.2 (Pages 25 - 26)*
 - Appendix 7.3 (Pages 27 - 30)*
 - Appendix 7.4 (Pages 31 - 32)*

8 Exclusion of the Public

To resolve that under Section 100(A)(4) of the Local Government Act 1972 the public be excluded from the meeting for the following item(s) of business on the grounds that they involve the likely disclosure of exempt information as defined in Part I of Schedule 12A of the Act.

9 Service Level Agreements - Hackney Carriage And Private Hire Testing Stations (*Pages 33 - 36*)

Appendices 9.1 - 9.4 (Pages 37 - 46)

10 Training for Licensing Sub Committee Members (*Presentation*)

Note: All Reports will be updated orally at the meeting if appropriate and may be supplemented by additional reports at the Chairman's discretion.

Membership: Licensing & Regulation Committee

Committee Members will be appointed on 24 May 2011 at Annual Council.

If you would like this document in large print or an alternative format please contact 01494 732145; email chiefexecs@chiltern.gov.uk

CHILTERN DISTRICT COUNCIL

LICENSING AND REGULATION COMMITTEE 2ND JUNE 2011

Background Papers, if any, are specified at the end of the Report

**LOCAL GOVERNMENT (MISCELLANEOUS PROVISIONS) ACT 1976
HACKNEY CARRIAGE FARE INCREASE**

Contact Officer: Ben Coakley 01494 732060 and Martin Holt 01494 732055

RECOMMENDATION

That Members consider:

A) If an increase in the fares is appropriate at this time.

If it is considered appropriate;

B) Recommend to the Head of Health and Housing a percentage change in the Table of Fares to be charged and agree that Officers consult with the taxi meter companies and advertise the rate accordingly.

C) Advise the Head of Health and Housing on the introduction of a new MPV tariff at a 50% premium as discussed in the main report or a change to the per passenger tariff.

Matter for Consideration

- 1 The table of fares were last considered on the 29th July 2010 where it was concluded that they should remain at their existing levels. It was noted that 12 months should elapse before they were considered again.
- 2 This report therefore represents a new request from the Chiltern District Driver's Association (CDDA) for an increase the Hackney Carriage Table of Fares (*Appendix 7.1*).

Background

- 3 The Fares charged by Hackney Carriages may be considered annually (Minute 6 Licensing and Regulation Committee 27th June 2002), in accordance with the policy. A report is brought at this time to consider the request from the CDDA and if deemed appropriate, ensure that any new fares are set ahead of the renewal process to enable the taxi meter companies and proprietors opportunity to recalibrate the meters in line with renewal.
- 4 In summary the Head of Health and Housing consults with the Licensing and Regulation Committee to determine the table of fares, and advertises the proposals in the local press, in accordance with legislative requirements. An information item is

then circulated to Members of the decision. A copy of the proposed table of fares is sent to all Hackney Carriage licence holders and the trade organisation representing them. If no objections are received the fares automatically come in to effect on the advertised date.

- 5 Any objections to the changes received within the statutory period will be referred back to this Committee for further consideration.
- 6 A final recommendation is then made to the Head of Health & Housing on whether to confirm or amend the proposed changes to the Table of Fares including the date it is to come in to force and notification of the decision in the local press.

Information

- 7 The Hackney Carriage fares were last increased on 1st November 2008 by 10%, bringing the cost of a two mile journey to £5.20. The request in June 2008 by the trade followed a significant increase in fuel prices that started in January 2008. Immediately after this fare increase in 2008, motoring expenditure fell sharply with significant decreases in oil and fuel prices. Since that point, fuel has risen again and in February 2011 exceeded the 2008 high.
- 8 This is demonstrated on the graph below showing average fuel price variations from 2007 to 2011.

Figure 1: Diesel Price Comparison

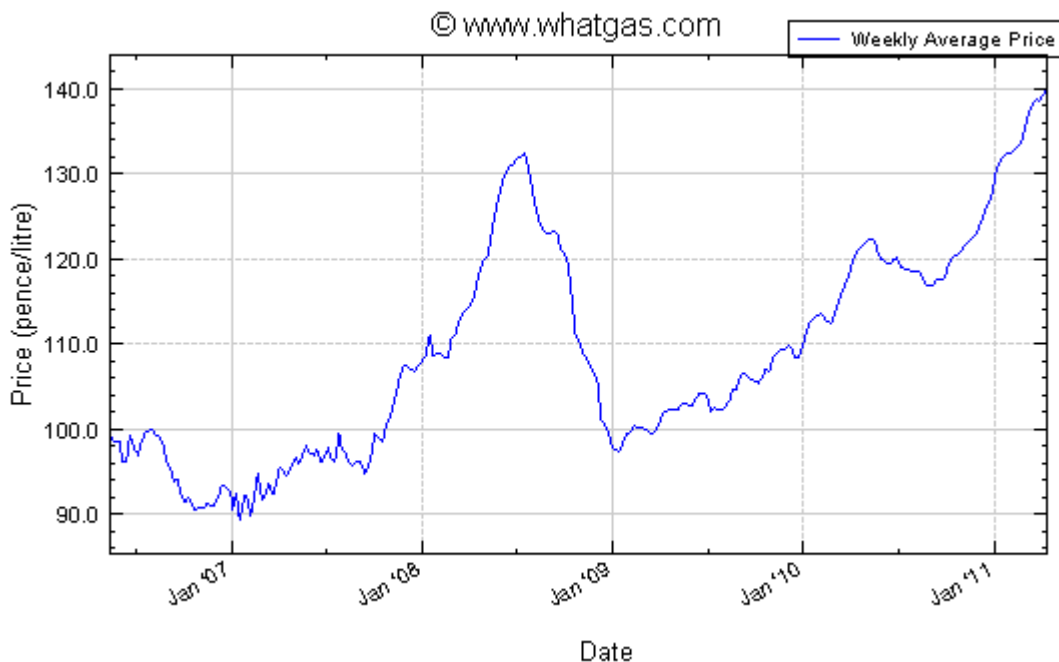
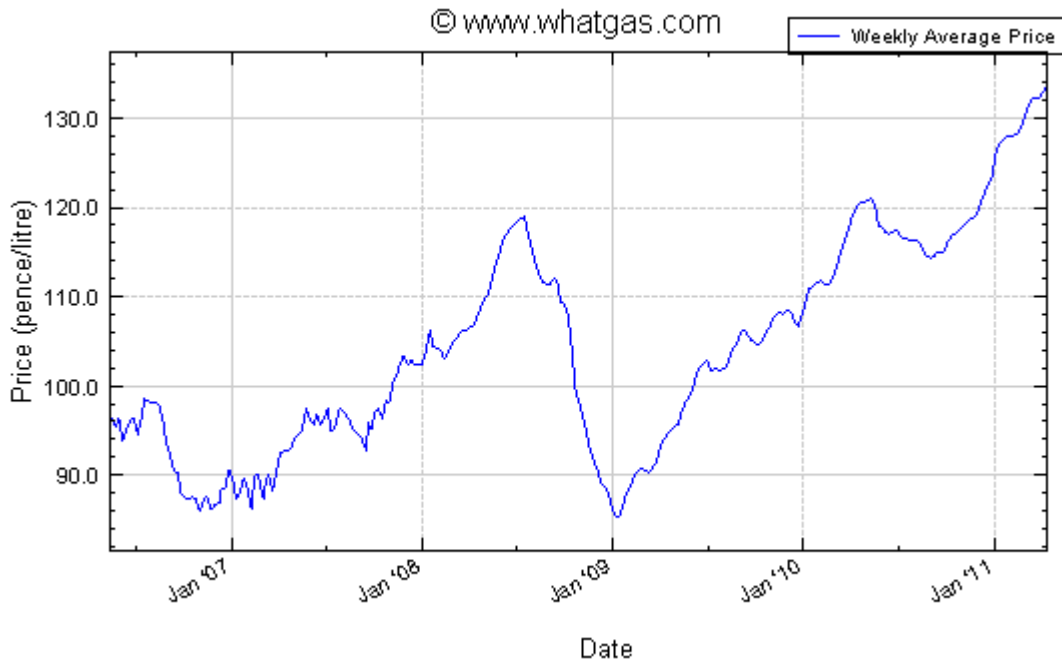


Figure 2: Petrol Price Comparison



- 9 The following table illustrates the increase and decrease in petrol and diesel prices since June 2008.

	June 2008	June 2009	June 2010	April 2011
Petrol	116.9	102.7	118.1	132.9
Diesel	130.3	104.8	120.5	139.0

Source: Automobile Association.

- 10 At the time of writing this report, the price of diesel has now overtaken the peak of June 2008 when the 10% increase to fares was put in place. From June 2008 to April 2011 the graph and table show that diesel costs have now overtaken the 2008 peak by 8.7 pence and unleaded by 16 pence.
- 11 Information from the Office for National Statistics indicates :

The consumer prices index (CPI) is the main United Kingdom domestic measure of consumer price inflation for macroeconomic purposes. The headlines for the March 2011 consumer prices index (CPI) are:

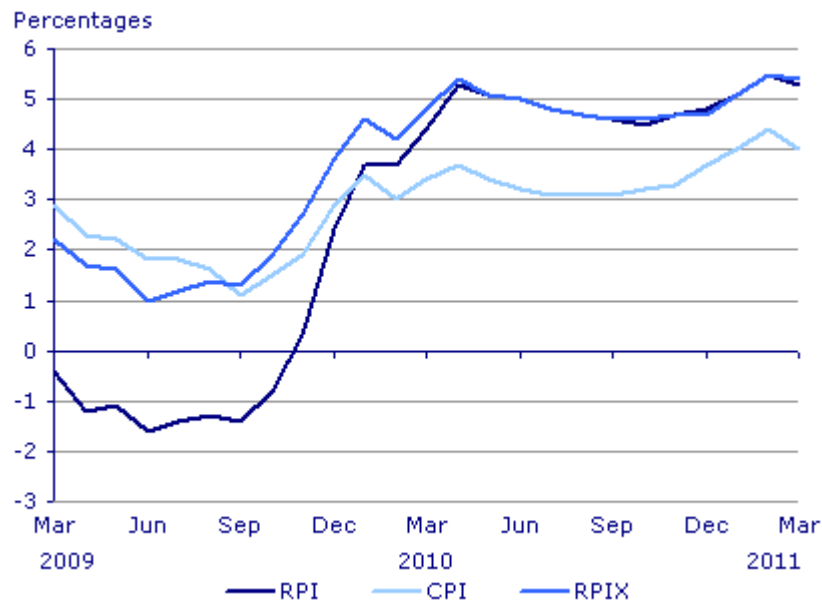
- CPI annual inflation stands at 4.0 per cent, down from 4.4 per cent in February
- Food and non-alcoholic beverages, recreation and culture, and air transport are the most significant drivers behind the decrease in annual inflation between February and March. The main upward pressures to inflation between February and March came from housing and household services, and the purchase of vehicles transport: prices, overall, rose by 1.2 per cent between February and March. The largest upward effects came from fuels and

lubricants where pump prices rose by 2.7 per cent to reach record levels of £1.32 for petrol and £1.38 for diesel. There were also upward effects from air transport and the purchase of second-hand cars

The retail prices index (RPI) is the most long-standing general purpose measure of inflation in the United Kingdom and is available from June 1947.

- Annual inflation as recorded by the retail prices index (RPI) stands at 5.3 per cent in March, down from 5.5 per cent in February. The RPI 12-month rate between February and March has therefore decreased by 0.2 percentage points compared with a fall of 0.4 percentage points in the CPI 12-month rate between the same two months.

Figure 3: Inflation



Source: Consumer price indices accessed on the 12 April 2011 Coverage: United Kingdom, <http://www.statistics.gov.uk/cci/nugget.asp?id=19>

- 12 The percentage change in retail prices (RPI) since the Committee last considered the fares in July 2010 and March 2011 is 4.0%.

*Calculated by the following formula: ((later date index minus earlier date index) divided by earlier date index) times 100 e.g.: ((401.6 [July 1987] - 384.7 [July 1986]) / 384.7 [July 1986]) * 100 = 4.4%. If we consider the last time the fares were considered, therefore, 882.1 [July 2010] - 917.2 [April 2011] / 882.1 [July 2010] * 100 = 4.0%*

In terms of a change over the long term, since November 2008, RPI has been approximately 7.5%.

Source: http://www.statistics.gov.uk/downloads/theme_economy/focus-on-cpi-may-2010.pdf and http://www.statistics.gov.uk/downloads/theme_economy/focus-on-cpi-mar-2011.pdf

- 13 Using the Baxter formula (*Appendix 7.2*) which considers labour, fuel and vehicle costs, a 6% per cent increase in costs over the last 12 months could be considered. This would equate to a rise of £0.31 pence on a two mile journey resulting in a charge of £5.51.
- 14 In terms of the Bucks Authorities, each has revised their fares in 2010. The present comparative costs of a two mile journey in neighbouring authorities are (at the time of writing this report):

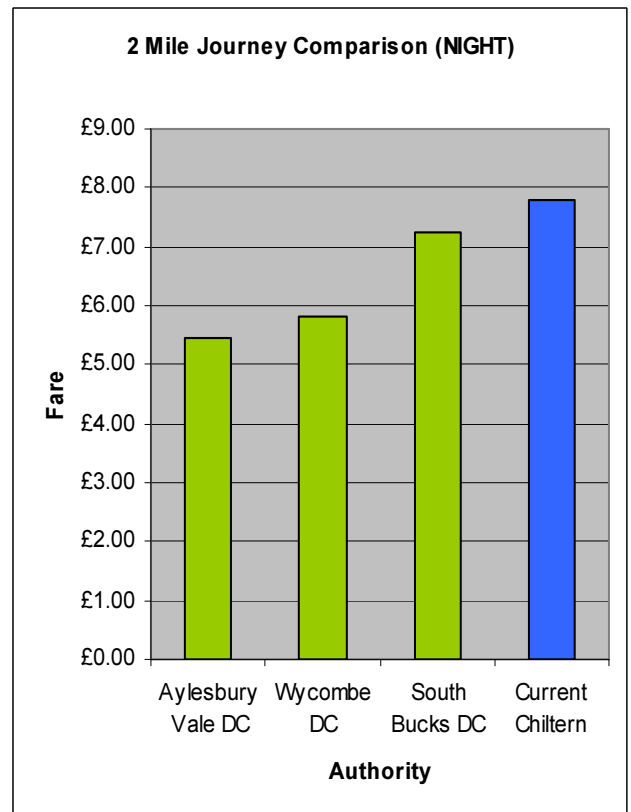
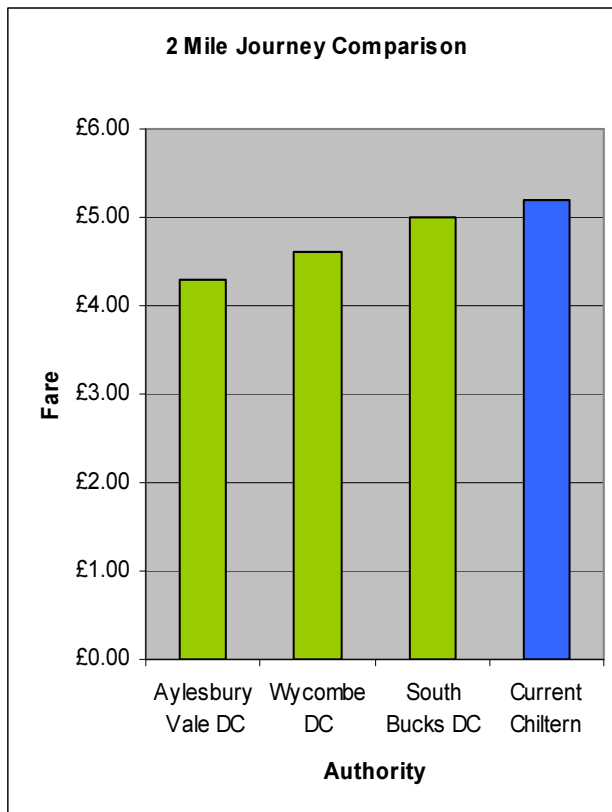
Buckinghamshire Local Authorities:

Authority	Cost of two mile journey	Date introduced	Current League Position
Aylesbury Vale DC	£4.30	July 2010	351
Wycombe DC	£4.60	April 2010	315
South Bucks DC	£5.00	Aug 2010	233
Current Chiltern	£5.20	November 2008	171

Other Local Authorities:

Dacorum BC	£5.00	2008	217
Windsor & Maidenhead	£5.00	2006	241

Data Sourced from National Private Hire Association (Feb 2011 – Latest available at time of writing report)



- 15 The fare can be calculated by either an increase in the flag fall (the initial fare) or by a reduction in the distance. The current flag (minimum fare) for Chiltern is £3.00. There are currently only 38 Councils with a higher flag (out of 380 Council areas).
- 16 **The licence fees charged to applicants have not been increased by this authority since the existing fees were agreed in April 2007 and prior to this the last increase was in 2003.**
- 17 Based on a two-mile journey, Chiltern is ranked at 171 out of 380 Councils, in the Private Hire Association League Tables. The national average is a rank of 192 (with the more expensive the fare, the lower the ranking number). The full table will be available at the meeting.
- 18 The table below details the existing tariff charged, the proposal from the CDDA and some other possible alternatives.

			(i)	(ii)	(iii)	(iv)	(v)
Tariff	Distance	Existing Fare	1% increase	2% increase	RPI increase (4 %)	Baxter Increase (6%)	Driver's proposal for increase (approx 12%)
1	One mile day	£3.40	£3.43	£3.47	£3.54	3.60	£3.80
1	Two mile day	£5.20	£5.25	£5.30	£5.41	5.51	£5.70
2	One mile night/ bank holiday	£5.10	£5.15	£5.20	£5.30	5.41	£5.70
2	Two mile night/ bank holiday	£7.80	£7.88	£7.96	£8.11	8.27	£8.70
4	1 mile bank holiday night, and Xmas day, Boxing day New Years day	£6.80	£6.87	£6.94	£7.07	£7.21	£7.60
4	2 mile bank holiday night, and Xmas day, Boxing day New Years day	£10.40	£10.50	£10.61	£10.82	11.02	£11.60

(N.B although the percentage figures are shown above, final operational figures will require further calculation to enable them to work mathematically)

- 19 In addition, the trade have included in their letter, a request for a new ‘MPV’ Tariff when 5-8 passengers are carried to add 50% of the metered fare for any journey. For example, currently a 5 mile journey at 11.15pm at night would cost £15.90. In effect this would increase the overall fare if an MPV was used to £23.85 for 5 miles when 5-8 passengers are carried.
- 20 Officers feel that this element of the request should not be progressed at this time for the following reasons:
- a) There is already provision for an additional passenger charge (15p each person) in the existing table of fares.
 - b) The ability for drivers to manually change the taxi meter to charge 50% more is open to potential abuse. Other tariff changes are automated and locked.
 - c) This could potentially lead to an increased number of MPV’s in the fleet which in the main would still move 1 or 2 people in the vast majority of journeys. This option may therefore create an incentive to buy oversized vehicles when a standard car is more appropriate. Therefore, this would potentially conflict with the Chesham Air Quality Action Plan of reducing any further increases in air pollution.
 - d) Members have already weighted the night time, bank holiday and Sunday tariffs where there is a greater likelihood of 5-8 people wishing to travel together. If an additional 50% was to be charged, fares could become exceptionally high and potentially lead to neighbouring district taxis being booked in preference to our own and could result in illegal touting for business by unlicensed vehicles.
 - e) As an alternative to a 50% MPV tariff Members may wish to consider a change to the current 15p charge for each additional passenger carried.
- 21 When the fares were last considered, a Member of the Committee asked if Officers could try to provide some example profiles for a typical person working in the taxi trade such as typical earnings and costs of running vehicles. This has proved quite challenging as exact circumstances are different for each person. Officers contacted the National Taxi Association and the Private Hire Association and they confirmed that earnings range widely from £6.50 per hour up to £160 per day (in a very small number of cases) to drive for a taxi company. Some example job adverts (not Bucks specific) have therefore been included for reference in *Appendix 7.3*.
- 22 In terms of the latest insurance costs, Asprey Harris provided some approximate figures by phone (19th April 2011), with “a standard premium for a new driver starting at approx £2,000. A driver who had been a taxi driver for a while would now be around £1,000 to £1,200 per year” and an “increase of between 15-20% for most drivers since last year”.

- 23 A large proportion of drivers work for themselves. As such the following costs may be considered for a typical driver (approximately and based on driver with 5 years experience) in the Chiltern District:

Cost Elements	Rates (2011)	Annualised Cost
Renewal – Vehicles	£300	£300
Renewal - Drivers	£95	£95
Medical Certificate	(Every 1,3 or 5 years) – approx £100 (Variable)	Approx £25
CRB Check	(Every 3 years) - £51	£17
Compliance Test	£40-60 (annual or twice annually depending on age of vehicle)	£40-60
MOT	£45 approx (variable)	£45 (but can be discounted if done with compliance test)
Car Tax	Variable from £0 to £450 approx	£220 approx
Insurance	£1000- £1200 approx	£1000-£1200
TOTAL	-	£1852 (approx)

- 24 An approximate snapshot of current mileage has also been undertaken for three existing drivers (at random and anonymised) and can be seen in *Appendix 7.4*. The calculations do **not include any** work after 11.00pm weekdays, any Sunday work, Bank Holidays or Christmas (Rates 2, 3, 4). In each case the estimated chargeable mileage is calculated with fuel costs and expenses taken of, resulting in a very approximate pre-tax earning for each.
- 25 In determining the level of fares to be set it is also necessary to take into account the effect on those persons less able to afford the fares and who may not be able to access other forms of transport. **Any increase in fares will reduce the ability of those on lower incomes to travel.**
- 26 Additionally the Council no longer subsidises travel by older or disabled passengers through the Taxicard scheme. So the full impact of any increase would be applied to those hiring a Hackney carriage
- 27 It is important to note that without any additional increase at this time we would remain more expensive than each of the other Bucks Authorities (Evidence: Table and Graph in point 14).
- 28 If fares are set in excess of our neighbouring authorities there is a greater risk that in the long term, overall trade may decrease in our District as customers look for cheaper alternatives.

Decision to be Made

29 Members are asked to recommend if an increase in fares is deemed appropriate at the current time.

-If Members feel that the current fares are reasonable and fair, they would continue to remain in force with no changes.

-If Members feel that a change is appropriate, any proposed increases or decreases should take effect from the 1st November, enabling the advertisement and any appeal to be considered following the decision. Officers will then consult with the taximeter installers to ensure the correct calibration to be applied to meters, publish the proposed rates and consult with the trade accordingly.

Members should also consider whether to introduce a new MPV tariff at a 50% premium as discussed in the main report.

Background papers: None

CHILTERN DISTRICT DRIVERS ASSOCIATION

Mr Stuart Broome
Licensing Officer
Chiltern District Council
Council Offices,
King George V Road
Amersham,
Bucks

21 February 2011

Dear Sir,

Request for an Increase in the Maximum Fare that can be charged

In view of the increases in the price of fuel, insurance, maintenance and vehicle tax together with the increase in other day to day living expenses members of the above mentioned association have instructed me to apply to you for a fare increase and I now submit proposals for a tariff change, to be achieved by a reduction of the distance travelled for the initial hiring charge from 1368 yards (7/9ths mile) to 1056 yards (6/10ths mile) with changes to the subsequent units as set out below.

Tariff 1

For the first 1056 yards or 270 seconds or any part thereof	£3.00
For each additional 176 yards or 45 seconds	£0.20

Tariff 2

For the first 1056 yards or 270 seconds or any part thereof	£4.50 (Rate 1 + 50%)
For each additional 176 yards or 45 seconds	£0.30

Tariff 3 (Sunday Rate)

For the first 1056 yards or 270 seconds or any part thereof	£4.50 (Rate 1 + £1.50)
For each additional 176 yards or 45seconds	£0.20

Tariff 4

For the first 1056 yards or 270 seconds or any part thereof	£6.00 (Rate 1 + 100%)
For each additional 176 yards or 45 seconds	£0.40

MPV Tariff when 5 – 8 passengers are carried plus 50% of the metered fare for any journey

EXTRA CHARGES

Each Passenger in excess of one	£0.15
Each item of luggage carried outside the passenger compartment (Excluding the carriage of aids for elderly and/or disabled persons)	£0.10 to a maximum of £0.50
Each dog (Not seeing or hearing dogs)	£0.50
Soiling Charge	£50.00
Congestion charge or any tolls incurred during the hiring	As required

We would be obliged if you could consider the above and arrange for the licensing Committee to consider our application at their earliest convenient meeting in order that the proposed increase can be implemented as soon as possible.

Yours faithfully,

J.W. Tilbury
J.W. Tilbury

Pp Chiltern District Drivers Association
25A Beech Park
Chesham Road,
Wigginton,
Tring,
Herts.
HP236JF

[Click here to print](#)

Mail Online

Drivers hit hard as car insurance prices rise sharply

By [Daily Mail Reporter](#)

Last updated at 4:38 PM on 21st January 2011

British motorists saw a punitive rise in car insurance premiums as the average policy went up by £210 last year, with young drivers hit hardest, the AA said today.

The increases pushed up by a third the average fully comprehensive policy, which rose to £843, according to the AA's British Insurance Premium Index.

The findings also showed prices went up by an extra £51, or 6.4 per cent, in the last quarter of 2010 alone.



Young drivers: Comprehensive premiums for 17 to 22-year-old rose by more than 58 per cent over the year to £2,251

According to the AA, the increase was less than the previous quarter but added to the cost of driving ahead of fuel duty and VAT increases in January as well as the 1 per cent increase in Insurance Premium Tax.

Young drivers were hit hardest with fully comprehensive premiums for 17 to 22-year-olds rising by more than 58 per cent over the year to £2,251.

Third party, fire and theft policies, which are most commonly bought by young drivers, also rose by more than a quarter in the last three months with the average price for the year reaching £1,390 - a rise of more than 70 per cent.

Simon Douglas, director of AA Insurance, said: 'There has been no let-up in premium increases as insurers struggle against losses from 2009, when for every £100 taken in premiums, £123 was being paid out in claims.

'This has led to the biggest annual premium increases we have seen since the AA Index began in 1994.'

<http://www.dailymail.co.uk/money/article-1349345/Drivers-hit-hard-car-insurance-prices...> 21/02/2011

P.T.O.

BEAR IN MIND THAT TAXI INSURANCE IS CONSIDERABLY
HIGHER THAN PRIVATE CAR INSURANCE.

A handwritten signature in cursive script, appearing to be 'J.P.', located below the main text.

CHILTERN

CURRENT TARIFF

Name : <input type="text" value="TARIFF 1"/> Date : <input type="text" value="21/02/2011"/> Soiling charge: <input type="text" value="£50.00"/> Wait: <input type="text" value="45"/> (secs) Flag fall: <input type="text" value="£3.00"/> A Initial yardage: <input type="text" value="1368.888"/> B Unit thereafter: <input type="text" value="195.5555"/> C Price unit : <input type="text" value="0.2"/> D Initial Waiting Time (secs): <input type="text" value="315"/>	Name : <input type="text" value="TARIFF 2"/> Date : <input type="text" value="17/09/2008"/> Soiling charge: <input type="text" value="£50.00"/> Wait: <input type="text" value="45"/> (secs) Flag fall: <input type="text" value="£4.50"/> A Initial yardage: <input type="text" value="1368.888"/> B Unit thereafter: <input type="text" value="195.5555"/> C Price unit : <input type="text" value="0.3"/> D Initial Waiting Time (secs): <input type="text" value="315"/>	Name : <input type="text" value="TARIFF 4"/> Date : <input type="text" value="17/09/2008"/> Soiling charge: <input type="text" value="£50.00"/> Wait: <input type="text" value="45"/> (secs) Flag fall: <input type="text" value="£6.00"/> A Initial yardage: <input type="text" value="1368.888"/> B Unit thereafter: <input type="text" value="195.5555"/> C Price unit : <input type="text" value="0.4"/> D Initial Waiting Time (secs): <input type="text" value="315"/>
--	--	--

PLUS

TARIFF 3 SUNDAY RATE
RATE 1 + £1.50
EXTRAS

It is submitted that, like many other Councils, those running multi seat vehicles should be able to make an extra charge for passengers in excess of 4

PROPOSAL 3 - NEW TARIFF

Name : <input type="text" value="TARIFF 1"/> Wait: <input type="text" value="45"/> (secs) Flag fall: <input type="text" value="£3.00"/> A Initial yardage: <input type="text" value="1056"/> B thereafter: <input type="text" value="176"/> C Price unit : <input type="text" value="0.2"/> D Initial Waiting Time (secs): <input type="text" value="270"/>	Name : <input type="text" value="TARIFF 2"/> Wait: <input type="text" value="45"/> (secs) Flag fall: <input type="text" value="£4.50"/> A Initial yardage: <input type="text" value="1056"/> B thereafter: <input type="text" value="176"/> C Price unit : <input type="text" value="0.3"/> D Initial Waiting Time (secs): <input type="text" value="270"/>	Name : <input type="text" value="TARIFF 4"/> Wait: <input type="text" value="45"/> (secs) Flag fall: <input type="text" value="£6.00"/> A Initial yardage: <input type="text" value="1056"/> B Unit thereafter: <input type="text" value="176"/> C Price unit : <input type="text" value="0.4"/> D Initial Waiting Time (secs): <input type="text" value="270"/>
---	---	--

Distance (miles)	TARIFF 1			TARIFF 2			TARIFF 4		
	Current	Proposed	% Change	Current	Proposed	% Change	Current	Proposed	% Change
Flag	£3.00	£3.00	0.00%	£4.50	£4.50	0.00%	£6.00	£6.00	0.00%
1	£3.40	£3.80	11.76%	£5.10	£5.70	11.76%	£6.80	£7.60	11.76%
2	£5.20	£5.80	11.54%	£7.80	£8.70	11.54%	£10.40	£11.60	11.54%
3	£7.00	£7.80	11.43%	£10.50	£11.70	11.43%	£14.00	£15.60	11.43%
4	£8.80	£9.80	11.36%	£13.20	£14.70	11.36%	£17.60	£19.60	11.36%
5	£10.60	£11.80	11.32%	£15.90	£17.70	11.32%	£21.20	£23.60	11.32%
6	£12.40	£13.80	11.29%	£18.60	£20.70	11.29%	£24.80	£27.60	11.29%
7	£14.20	£15.80	11.27%	£21.30	£23.70	11.27%	£28.40	£31.60	11.27%
8	£16.00	£17.80	11.25%	£24.00	£26.70	11.25%	£32.00	£35.60	11.25%
9	£17.80	£19.80	11.24%	£26.70	£29.70	11.24%	£35.60	£39.60	11.24%
10	£19.60	£21.80	11.22%	£29.40	£32.70	11.22%	£39.20	£43.60	11.22%

ELEVEN YEAR AREA AVERAGES COMPARED WITH THE NATIONAL AVERAGE

NATIONAL AVERAGE	EAST ANGLIA		MIDLANDS		NORTH		SOUTH		SOUTH WEST		SCOTLAND		WALES	
	1999	2000	1999	2000	1999	2000	1999	2000	1999	2000	1999	2000	1999	2000
£3.12	£3.14	£3.02	£2.93	£3.44	£3.37	£2.92	£2.88	£3.37	£2.92	£2.88	£3.37	£2.92	£2.88	£3.37
£3.40	£3.21	£3.06	£3.00	£3.48	£3.39	£2.92	£3.09	£3.39	£2.92	£3.09	£3.39	£2.92	£3.09	£3.39
£3.50	£3.58	£3.46	£3.28	£3.83	£3.85	£3.21	£3.39	£3.85	£3.21	£3.39	£3.85	£3.21	£3.39	£3.85
£3.72	£3.76	£3.66	£3.45	£4.08	£4.09	£3.55	£3.49	£4.09	£3.55	£3.49	£4.09	£3.55	£3.49	£4.09
£3.97	£3.97	£3.86	£3.73	£4.27	£4.20	£3.61	£3.61	£4.27	£3.61	£3.61	£4.27	£3.61	£3.61	£4.27
£4.01	£4.01	£3.94	£3.78	£4.39	£4.33	£3.60	£3.71	£4.39	£3.60	£3.71	£4.39	£3.60	£3.71	£4.39
£4.19	£4.18	£4.14	£3.92	£4.57	£4.54	£3.74	£3.90	£4.57	£3.74	£3.90	£4.57	£3.74	£3.90	£4.57
£4.48	£4.49	£4.43	£4.22	£4.82	£4.81	£4.05	£4.09	£4.82	£4.05	£4.09	£4.82	£4.05	£4.09	£4.82
£4.78	£4.68	£4.57	£4.39	£5.06	£5.10	£4.27	£4.32	£5.06	£4.27	£4.32	£5.06	£4.27	£4.32	£5.06
£4.78	£4.81	£4.67	£4.53	£5.19	£5.18	£4.33	£4.42	£5.19	£4.33	£4.42	£5.19	£4.33	£4.42	£5.19
£5.06	£5.04	£4.93	£4.78	£5.48	£5.55	£4.61	£4.76	£5.48	£4.61	£4.76	£5.48	£4.61	£4.76	£5.48
£5.15	£5.22	£4.98	£4.82	£5.62	£5.70	£4.73	£4.84	£5.62	£4.73	£4.84	£5.62	£4.73	£4.84	£5.62
£5.17	£5.24	£5.00	£4.83	£5.64	£5.71	£4.74	£4.86	£5.64	£4.74	£4.86	£5.64	£4.74	£4.86	£5.64

ELEVEN YEAR PERCENTAGE INCREASES PER AREA

NATIONAL AVERAGE	EAST ANGLIA		MIDLANDS		NORTH		SOUTH		SOUTH WEST		SCOTLAND		WALES	
	1999	2000	1999	2000	1999	2000	1999	2000	1999	2000	1999	2000	1999	2000
65.71%	66.87%	65.56%	64.85%	63.95%	50.0%	69.44%	62.33%	68.75%						

All figures updated as of today February 22nd 2011

All tables are sorted by the Tariff 1 two mile fare as are the figures used for comparison on this and other sheets
See sheet two for the Southern area figures since 1999

See sheet three for your local area price comparisons

See sheet four for the Southern fare table as extracted from the national table

See sheet five for the latest National Table in full

The price of Diesel in May 1999 when we first started the league tables was 73.00 pence per litre and is now 132.34 pence per litre (Jan 2011)

a nine year rise of 81.29% which has now overtaken all the average fare rises

Chiltern is shown to have never equalled or approached National or Southern averages although it has maintained its own level of financial stability in not falling behind the percentage rises at National or Southern levels

MAY POSITION	SOUTH AVERAGE		Slough		Three Rivers		Milton Keynes		Chiltern		Dacorum		South Bucks		Windsor & Maidenhead		Wycombe		Aylesbury Vale	
	1999	2000	1999	2000	1999	2000	1999	2000	1999	2000	1999	2000	1999	2000	1999	2000	1999	2000	1999	2000
1999	£3.44	£3.50	£3.60	£3.60	£2.70	£2.70	£3.40	£3.40	£2.80	£2.80	£3.60	£3.60	£2.95	£2.95	£3.40	£3.40	£3.30	£3.30	£3.00	£3.00
2000	£3.48	£3.50	£3.70	£3.70	£2.70	£2.70	£3.50	£3.50	£3.25	£3.25	£3.60	£3.60	£2.95	£2.95	£3.80	£3.80	£3.30	£3.30	£3.00	£3.00
2001	£3.78	£4.10	£3.90	£4.20	£3.40	£3.40	£4.20	£4.20	£3.35	£3.35	£4.00	£4.00	£3.25	£3.25	£4.00	£4.00	£3.90	£3.90	£3.30	£3.30
2002	£4.05	£4.40	£4.10	£4.30	£3.40	£3.40	£4.30	£4.30	£3.75	£3.75	£4.00	£4.00	£3.25	£3.25	£4.00	£4.00	£4.00	£4.00	£3.30	£3.30
2003	£4.27	£4.50	£4.20	£4.30	£3.60	£3.60	£4.30	£4.30	£3.75	£3.75	£4.00	£4.00	£3.25	£3.25	£4.00	£4.00	£4.00	£4.00	£3.60	£3.60
2004	£4.39	£4.50	£4.50	£4.70	£3.80	£3.80	£4.70	£4.70	£3.90	£3.90	£4.20	£4.20	£3.90	£3.90	£4.40	£4.40	£4.20	£4.20	£3.60	£3.60
2005	£4.57	£4.50	£4.60	£4.70	£3.90	£3.90	£4.70	£4.70	£4.05	£4.05	£4.20	£4.20	£3.90	£3.90	£4.40	£4.40	£4.20	£4.20	£3.60	£3.60
2006	£4.82	£4.70	£4.80	£5.00	£4.20	£4.20	£5.00	£5.00	£4.20	£4.20	£4.60	£4.60	£3.90	£3.90	£5.00	£5.00	£4.30	£4.30	£3.60	£3.60
2007	£4.94	£5.60	£5.00	£5.30	£4.20	£4.20	£5.30	£5.30	£4.50	£4.50	£5.00	£5.00	£4.60	£4.60	£5.00	£5.00	£4.35	£4.35	£4.10	£4.10
2008	£5.19	£5.60	£5.00	£5.30	£5.30	£5.30	£5.40	£5.40	£5.20	£5.20	£5.00	£5.00	£4.60	£4.60	£5.00	£5.00	£4.50	£4.50	£4.10	£4.10
2009	£5.47	£6.00	£5.00	£5.20	£5.30	£5.30	£5.40	£5.40	£5.20	£5.20	£5.00	£5.00	£4.60	£4.60	£5.00	£5.00	£4.90	£4.90	£4.10	£4.10
2010	£5.53	£6.00	£5.20	£5.30	£5.30	£5.30	£5.40	£5.40	£5.20	£5.20	£5.00	£5.00	£5.00	£5.00	£5.00	£5.00	£4.60	£4.60	£4.30	£4.30
2011	£5.64	£6.00	£5.80	£5.50	£5.50	£5.50	£5.40	£5.40	£5.20	£5.20	£5.00	£5.00	£5.00	£5.00	£5.00	£5.00	£4.60	£4.60	£4.30	£4.30
Percentage Increase	63.95%	71.43%	61.11%	103.70%	58.82%	85.71%	38.89%	69.49%	47.06%	39.39%	43.33%									

Figures in green boxes in these columns indicate a fare level equal to or better than Midlands area averages

Figures in red indicate a fare level lower than Southern area averages

16

SOUTH (103 Councils)
Area 11 year average rise £2.20
National 11 year average rise £2.05

LOCAL AREA POSITION 2009-2010	Premier Division											Second Division											ELEVEN YEAR NATIONAL LEAGUE POSITIONS										
	FEB 2010	MAY 2010	MAY 2009	MAY 2008	MAY 2007	MAY 2006	MAY 2005	MAY 2004	MAY 2003	MAY 2002	MAY 2001	MAY 2000	MAY 1999	11 YR PRICE RISE	FEB 2011	2010	2009	2008	2007	2006	2005	2004	2003	2002	2001	2000	1999						

Figures in green boxes in these columns indicate a fare level equal to or better than Area Averages
Council name or Figures in red indicate a fare level lower than Area Averages

COUNCIL LICENSING AREA	Premier Division											Second Division											ELEVEN YEAR NATIONAL LEAGUE POSITIONS										
	FEB 2011	MAY 2010	MAY 2009	MAY 2008	MAY 2007	MAY 2006	MAY 2005	MAY 2004	MAY 2003	MAY 2002	MAY 2001	MAY 2000	MAY 1999	11 YR PRICE RISE	FEB 2011	2010	2009	2008	2007	2006	2005	2004	2003	2002	2001	2000	1999						
1 LUTON AIRPORT	£6.80	£6.80	£5.60	£5.60	£5.40	£5.20	£4.80	£4.60	£4.60	£4.20	£4.20	£3.60	£3.60	£3.20	1	1	1	15	18	11	6	15	17	46	38	58	40						
2 ADUR	£6.70	£6.40	£5.70	£5.70	£5.70	£5.20	£5.00	£6.00	£6.00	£5.00	£5.00	£5.00	£5.00	£1.70	2	2	2	12	9	3	2	1	1	1	n/a	n/a	n/a						
3 LONDON	£6.60	£6.60	£6.20	£6.20	£6.20	£6.00	£5.20	£5.00	£5.00	£4.80	£4.80	£3.80	£3.80	£2.80	3	3	3	6	4	3	2	4	5	2	1	19	13						
4 TUNBRIDGE WELLS	£6.60	£6.20	£6.20	£6.20	£6.00	£5.80	£5.20	£5.00	£5.00	£4.80	£4.20	£4.00	£4.00	£2.60	4	4	4	3	7	2	2	2	8	19	62	6	5						
5 EPSOM & EWELL	£6.40	£6.40	£6.20	£6.20	£6.00	£6.00	£5.20	£4.80	£4.80	£4.50	£4.00	£4.00	£4.00	£1.5	5	5	5	26	25	14	24	13	8	19	68	8	7						
6 HERTSMERE	£6.40	£6.40	£6.20	£6.20	£6.00	£5.80	£5.20	£4.80	£4.80	£4.50	£4.40	£4.00	£4.00	£2.40	6	6	6	2	25	14	24	13	8	19	68	8	7						
7 WATFORD	£6.40	£6.40	£6.20	£6.20	£6.00	£5.80	£5.20	£4.80	£4.80	£4.50	£4.40	£4.00	£4.00	£2.40	7	7	7	2	25	14	24	13	8	19	68	8	7						
8 ARUN	£6.40	£6.40	£6.20	£6.20	£6.00	£5.80	£5.20	£4.80	£4.80	£4.50	£4.40	£4.00	£4.00	£2.40	8	8	8	2	25	14	24	13	8	19	68	8	7						
9 DARTFORD	£6.30	£6.30	£5.50	£5.50	£5.40	£5.20	£4.80	£4.60	£4.60	£4.30	£4.10	£3.60	£3.60	£2.70	9	9	9	10	7	7	146	6	17	9	58	4	n/a						
10 MID SUSSEX	£6.20	£6.20	£6.00	£6.00	£5.80	£5.40	£5.20	£4.80	£4.80	£4.50	£4.40	£4.00	£4.00	£2.70	10	10	10	32	16	40	30	205	173	176	178	122	97						
11 READING	£6.20	£6.20	£6.00	£6.00	£5.80	£5.40	£5.00	£4.60	£4.60	£4.30	£4.10	£3.60	£3.60	£2.70	11	11	11	8	16	19	26	76	34	49	56	77	55						
12 JERSEY	£6.20	£6.20	£6.00	£6.00	£5.80	£5.40	£5.00	£4.60	£4.60	£4.30	£4.10	£3.60	£3.60	£2.70	12	12	12	5	6	12	18	137	163	113	64	24	17						
13 SWINDON	£6.10	£6.10	£5.10	£5.10	£5.00	£4.80	£4.40	£4.20	£4.20	£3.80	£3.60	£3.60	£3.60	£1.10	13	13	13	22	24	45	22	28	14	26	14	3	3						
14 VALE OF WHITE HORSE	£6.10	£6.10	£5.10	£5.10	£5.00	£4.80	£4.40	£4.20	£4.20	£3.80	£3.60	£3.60	£3.60	£1.10	14	14	14	48	48	65	57	26	101	159	n/a	n/a							
15 SEVENOAKS	£6.02	£6.02	£5.2	£5.2	£5.2	£5.00	£4.60	£4.40	£4.40	£4.00	£3.80	£3.80	£3.80	£2.40	15	15	15	11	13	32	21	4	3	2	10	17	11						
16 BRIGHTON & HOVE	£6.00	£6.00	£5.60	£5.60	£5.40	£5.00	£4.60	£4.40	£4.40	£4.00	£3.80	£3.80	£3.80	£2.40	16	16	16	13	11	11	8	12	7	11	10	17	11						
17 CANTERBURY	£6.00	£6.00	£5.60	£5.60	£5.40	£5.00	£4.60	£4.40	£4.40	£4.00	£3.80	£3.80	£3.80	£2.40	17	17	17	13	11	11	8	12	7	11	10	17	11						
18 EASTLEIGH	£6.00	£6.00	£5.60	£5.60	£5.40	£5.00	£4.60	£4.40	£4.40	£4.00	£3.80	£3.80	£3.80	£2.40	18	18	18	13	11	11	8	12	7	11	10	17	11						
19 GRAVESEND	£6.00	£6.00	£5.60	£5.60	£5.40	£5.00	£4.60	£4.40	£4.40	£4.00	£3.80	£3.80	£3.80	£2.40	19	19	19	13	11	11	8	12	7	11	10	17	11						
20 GUERNSEY	£6.00	£6.00	£5.60	£5.60	£5.40	£5.00	£4.60	£4.40	£4.40	£4.00	£3.80	£3.80	£3.80	£2.40	20	20	20	17	11	11	8	12	7	11	10	17	11						
21 HART	£6.00	£6.00	£5.60	£5.60	£5.40	£5.00	£4.60	£4.40	£4.40	£4.00	£3.80	£3.80	£3.80	£2.40	21	21	21	17	11	11	8	12	7	11	10	17	11						
22 MALDEN	£6.00	£6.00	£5.60	£5.60	£5.40	£5.00	£4.60	£4.40	£4.40	£4.00	£3.80	£3.80	£3.80	£2.40	22	22	22	17	11	11	8	12	7	11	10	17	11						
23 NORTH WILTSHIRE	£6.00	£6.00	£5.60	£5.60	£5.40	£5.00	£4.60	£4.40	£4.40	£4.00	£3.80	£3.80	£3.80	£2.40	23	23	23	18	83	61	23	12	7	6	3	11	18	12					
24 WEST WILTSHIRE	£6.00	£6.00	£5.60	£5.60	£5.40	£5.00	£4.60	£4.40	£4.40	£4.00	£3.80	£3.80	£3.80	£2.40	24	24	24	18	83	61	23	12	7	6	3	11	18	12					
25 WOKING	£6.00	£6.00	£5.60	£5.60	£5.40	£5.00	£4.60	£4.40	£4.40	£4.00	£3.80	£3.80	£3.80	£2.40	25	25	25	17	11	11	8	12	7	11	10	17	11						
26 NORTH WILTSHIRE	£6.00	£6.00	£5.60	£5.60	£5.40	£5.00	£4.60	£4.40	£4.40	£4.00	£3.80	£3.80	£3.80	£2.40	26	26	26	17	11	11	8	12	7	11	10	17	11						
27 WEST WILTSHIRE	£6.00	£6.00	£5.60	£5.60	£5.40	£5.00	£4.60	£4.40	£4.40	£4.00	£3.80	£3.80	£3.80	£2.40	27	27	27	17	11	11	8	12	7	11	10	17	11						
28 WOKING	£6.00	£6.00	£5.60	£5.60	£5.40	£5.00	£4.60	£4.40	£4.40	£4.00	£3.80	£3.80	£3.80	£2.40	28	28	28	17	11	11	8	12	7	11	10	17	11						
29 WOKINGHAM	£6.00	£6.00	£5.60	£5.60	£5.40	£5.00	£4.60	£4.40	£4.40	£4.00	£3.80	£3.80	£3.80	£2.40	29	29	29	17	11	11	8	12	7	11	10	17	11						
30 MOLE VALLEY	£5.90	£5.90	£5.20	£5.20	£5.20	£5.00	£4.60	£4.40	£4.40	£4.00	£3.80	£3.80	£3.80	£2.40	30	30	30	17	11	11	8	12	7	11	10	17	11						
31 SWALE	£5.90	£5.90	£5.20	£5.20	£5.20	£5.00	£4.60	£4.40	£4.40	£4.00	£3.80	£3.80	£3.80	£2.40	31	31	31	17	11	11	8	12	7	11	10	17	11						
32 BOURNEMOUTH	£5.80	£5.80	£5.00	£5.00	£5.00	£4.80	£4.40	£4.20	£4.20	£3.80	£3.60	£3.60	£3.60	£2.40	32	32	32	17	11	11	8	12	7	11	10	17	11						
33 CHELMSFORD	£5.80	£5.80	£5.00	£5.00	£5.00	£4.80	£4.40	£4.20	£4.20	£3.80	£3.60	£3.60	£3.60	£2.40	33	33	33	17	11	11	8	12	7	11	10	17	11						
34 EAST HERTS	£5.80	£5.80	£5.00	£5.00	£5.00	£4.80	£4.40	£4.20	£4.20	£3.80	£3.60	£3.60	£3.60	£2.40	34	34	34	17	11	11	8	12	7	11	10	17	11						
35 CHRISTCHURCH	£5.80	£5.80	£5.00	£5.00	£5.00	£4.80	£4.40	£4.20	£4.20	£3.80	£3.60	£3.60	£3.60	£2.40	35	35	35	17	11	11	8	12	7	11	10	17	11						
36 NEW FOREST	£5.80	£5.80	£5.00	£5.00	£5.00	£4.80	£4.40	£4.20	£4.20	£3.80	£3.60	£3.60	£3.60	£2.40	36	36	36	17	11	11	8	12	7	11	10	17	11						
37 ROTHER	£5.80	£5.80	£5.00	£5.00	£5.00	£4.80	£4.40	£4.20	£4.20	£3.80	£3.60	£3.60	£3.60	£2.40	37	37	37	17	11	11	8	12	7	11	10	17	11						
38 SLOUGH	£5.80	£5.80	£5.00	£5.00	£5.00	£4.80	£4.40	£4.20	£4.20	£3.80	£3.60	£3.60	£3.60	£2.40	38	38	38	17	11	11	8	12	7	11	10	17	11						
39 SOUTHAMPTON	£5.80	£5.80	£5.00	£5.00	£5.00	£4.80	£4.40	£4.20	£4.20	£3.80	£3.60	£3.60	£3.60	£2.40	39	39	39	17	11	11	8	12	7	11	10	17	11						
40 ST ALBANS	£5.80	£5.80	£5.00	£5.00	£5.00	£4.80	£4.40	£4.20	£4.20	£3.80	£3.60	£3.60	£3.60	£2.40	40	40	40	17	11	11	8	12	7	11	10	17	11						
41 WAVERLEY	£5.80	£5.80	£5.00	£5.00	£5.00	£4.80	£4.40	£4.20	£4.20	£3.80	£3.60	£3.60	£3.60	£2.40	41	41	41	17	11	11	8	12	7	11	10	17	11						
42 DOVER	£5.70	£5.70	£5.00	£5.00	£5.00	£4.80	£4.4																										

Div	Area	2011	2010	2009	2008	2007	2006	2005	2004	2003	2002	2001	2000	1999	Average	11yr Rise
52	HARLOW	£5.60	£5.40	£5.20	£5.20	£5.00	£4.80	£4.60	£4.80	£4.60	£4.10	£3.60	£3.60	£3.20	£3.20	£2.40
53	LEWES	£5.60	£5.40	£4.80	£4.80	£4.40	£4.40	£4.40	£4.40	£4.00	£4.00	£3.60	£3.60	£3.80	£3.80	£2.40
54	PEOPLE	£5.60	£5.40	£5.40	£5.00	£4.80	£4.80	£4.60	£4.60	£4.30	£4.10	£3.80	£3.80	£3.70	£3.70	£1.80
55	37 RUNNYMEDE	£5.60	£5.20	£5.20	£4.80	£4.60	£4.60	£4.30	£4.30	£4.00	£3.80	£3.80	£3.80	£3.80	£3.80	£1.80
56	83 SHERBORNE	£5.60	£5.20	£4.60	£4.60	£4.40	£4.40	£4.30	£4.30	£4.00	£3.80	£3.80	£3.80	£3.80	£3.80	£1.80
57	38 SURREY HEATH	£5.60	£5.60	£4.80	£4.80	£4.70	£4.70	£4.30	£4.30	£4.00	£3.80	£3.80	£3.80	£3.80	£3.80	£1.80
58	39 TONBRIDGE & MALLING	£5.60	£5.60	£5.00	£5.00	£4.60	£4.60	£4.30	£4.30	£4.00	£3.80	£3.80	£3.80	£3.80	£3.80	£1.80
59	40 WINCHESTER	£5.60	£5.60	£5.40	£5.30	£4.80	£4.80	£4.50	£4.50	£4.20	£4.00	£3.80	£3.80	£3.80	£3.80	£1.80
60	85 WIGBORNE	£5.60	£5.20	£5.20	£4.80	£4.60	£4.60	£4.30	£4.30	£4.00	£3.80	£3.80	£3.80	£3.80	£3.80	£1.80
61	62 WINCHESTER	£5.50	£5.30	£4.80	£4.70	£4.30	£4.30	£3.90	£3.90	£3.70	£3.70	£3.70	£3.70	£3.70	£3.70	£1.80
62	45 CHICHESTER	£5.50	£5.50	£5.00	£5.00	£5.00	£5.00	£4.50	£4.50	£4.20	£4.00	£3.80	£3.80	£3.80	£3.80	£1.80
63	63 ELMBRIDGE	£5.50	£5.50	£5.00	£5.00	£5.00	£5.00	£4.50	£4.50	£4.20	£4.00	£3.80	£3.80	£3.80	£3.80	£1.80
64	46 HORSHAM	£5.50	£5.50	£5.00	£5.00	£5.00	£5.00	£4.50	£4.50	£4.20	£4.00	£3.80	£3.80	£3.80	£3.80	£1.80
65	80 RUSHMORE	£5.50	£5.50	£5.00	£5.00	£5.00	£5.00	£4.50	£4.50	£4.20	£4.00	£3.80	£3.80	£3.80	£3.80	£1.80
66	67 THREE RIVERS	£5.50	£5.50	£5.00	£5.00	£5.00	£5.00	£4.50	£4.50	£4.20	£4.00	£3.80	£3.80	£3.80	£3.80	£1.80
67	48 ASHFORD	£5.50	£5.50	£5.00	£5.00	£5.00	£5.00	£4.50	£4.50	£4.20	£4.00	£3.80	£3.80	£3.80	£3.80	£1.80
68	50 BRACKNELL FOREST	£5.40	£5.40	£5.10	£4.80	£4.80	£4.80	£4.30	£4.30	£4.00	£3.80	£3.80	£3.80	£3.80	£3.80	£1.80
69	51 CASTLE POINT	£5.40	£5.40	£5.00	£4.80	£4.80	£4.80	£4.30	£4.30	£4.00	£3.80	£3.80	£3.80	£3.80	£3.80	£1.80
70	53 FAREHAM	£5.40	£5.40	£5.00	£4.80	£4.80	£4.80	£4.30	£4.30	£4.00	£3.80	£3.80	£3.80	£3.80	£3.80	£1.80
71	72 GOSPORT	£5.40	£5.40	£5.00	£4.80	£4.80	£4.80	£4.30	£4.30	£4.00	£3.80	£3.80	£3.80	£3.80	£3.80	£1.80
72	2 ISLE OF WIGHT	£5.40	£5.20	£4.80	£4.80	£4.60	£4.60	£4.30	£4.30	£4.00	£3.80	£3.80	£3.80	£3.80	£3.80	£1.80
73	54 HAVANT	£5.40	£5.20	£4.80	£4.80	£4.60	£4.60	£4.30	£4.30	£4.00	£3.80	£3.80	£3.80	£3.80	£3.80	£1.80
74	57 MILTON KEYNES	£5.40	£5.40	£4.80	£4.80	£4.60	£4.60	£4.30	£4.30	£4.00	£3.80	£3.80	£3.80	£3.80	£3.80	£1.80
75	64 SHERWAY	£5.40	£5.40	£5.00	£5.00	£4.70	£4.70	£4.40	£4.40	£4.20	£4.00	£3.80	£3.80	£3.80	£3.80	£1.80
76	82 SOUTHWEND-ON-SEA	£5.40	£5.40	£5.00	£5.00	£4.70	£4.70	£4.40	£4.40	£4.20	£4.00	£3.80	£3.80	£3.80	£3.80	£1.80
77	61 WEST OXFORD	£5.40	£5.20	£4.80	£4.80	£4.60	£4.60	£4.30	£4.30	£4.00	£3.80	£3.80	£3.80	£3.80	£3.80	£1.80
78	74 BASTINGS	£5.30	£5.30	£4.80	£4.80	£4.60	£4.60	£4.30	£4.30	£4.00	£3.80	£3.80	£3.80	£3.80	£3.80	£1.80
79	63 LUTON	£5.30	£5.30	£5.00	£4.90	£4.35	£4.35	£4.35	£4.35	£4.00	£3.80	£3.80	£3.80	£3.80	£3.80	£1.80
80	65 TANDRIDGE	£5.30	£5.30	£4.80	£4.80	£4.60	£4.60	£4.30	£4.30	£4.00	£3.80	£3.80	£3.80	£3.80	£3.80	£1.80
81	66 TENDRING	£5.30	£5.30	£4.80	£4.80	£4.60	£4.60	£4.30	£4.30	£4.00	£3.80	£3.80	£3.80	£3.80	£3.80	£1.80
82	68 THURROCK	£5.30	£5.30	£4.65	£4.65	£4.65	£4.65	£4.20	£4.20	£4.00	£3.80	£3.80	£3.80	£3.80	£3.80	£1.80
83	70 BRAINTREE	£5.20	£5.20	£5.00	£5.00	£4.70	£4.70	£4.40	£4.40	£4.20	£4.00	£3.80	£3.80	£3.80	£3.80	£1.80
84	26 CHILTERN	£5.20	£5.20	£5.00	£5.00	£4.70	£4.70	£4.40	£4.40	£4.20	£4.00	£3.80	£3.80	£3.80	£3.80	£1.80
85	76 EAST HAMPSHIRE	£5.20	£5.20	£4.80	£4.80	£4.60	£4.60	£4.30	£4.30	£4.00	£3.80	£3.80	£3.80	£3.80	£3.80	£1.80
86	77 PORTSMOUTH UA	£5.20	£5.20	£5.00	£5.00	£4.60	£4.60	£4.30	£4.30	£4.00	£3.80	£3.80	£3.80	£3.80	£3.80	£1.80
87	78 REGATE & BANSTEAD	£5.20	£5.20	£4.80	£4.80	£4.60	£4.60	£4.30	£4.30	£4.00	£3.80	£3.80	£3.80	£3.80	£3.80	£1.80
88	84 ROCHFORD	£5.20	£5.20	£5.00	£4.80	£4.70	£4.70	£4.40	£4.40	£4.20	£4.00	£3.80	£3.80	£3.80	£3.80	£1.80
89	7 STEVENAGE	£5.20	£5.20	£5.00	£4.80	£4.60	£4.60	£4.30	£4.30	£4.00	£3.80	£3.80	£3.80	£3.80	£3.80	£1.80
90	95 TUTTLESPOD	£5.20	£5.20	£5.00	£4.80	£4.60	£4.60	£4.30	£4.30	£4.00	£3.80	£3.80	£3.80	£3.80	£3.80	£1.80
91	7 MID BEDFORDSHIRE	£5.10	£4.90	£4.70	£4.50	£4.20	£4.20	£4.00	£4.00	£3.80	£3.60	£3.60	£3.60	£3.60	£3.60	£1.80
92	86 SOUTH BEDFORDSHIRE	£5.10	£4.90	£4.70	£4.50	£4.20	£4.20	£4.00	£4.00	£3.80	£3.60	£3.60	£3.60	£3.60	£3.60	£1.80
93	89 CHERWELL	£5.10	£5.10	£4.70	£4.70	£4.20	£4.20	£4.00	£4.00	£3.80	£3.60	£3.60	£3.60	£3.60	£3.60	£1.80
94	90 BASILDON	£5.08	£5.08	£4.74	£4.64	£4.58	£4.52	£4.46	£4.46	£4.30	£4.00	£3.80	£3.80	£3.80	£3.80	£1.80
95	91 DACORUM	£5.00	£5.00	£4.30	£4.30	£4.30	£4.30	£4.00	£4.00	£3.80	£3.60	£3.60	£3.60	£3.60	£3.60	£1.80
96	92 KENNET	£5.00	£5.00	£4.60	£4.60	£4.20	£4.20	£4.00	£4.00	£3.80	£3.60	£3.60	£3.60	£3.60	£3.60	£1.80
97	3 SOUTH BUCKINGHAM	£5.00	£5.00	£4.80	£4.80	£4.60	£4.60	£4.30	£4.30	£4.00	£3.80	£3.80	£3.80	£3.80	£3.80	£1.80
98	6 TEST VALLEY	£4.80	£4.80	£4.60	£4.60	£4.30	£4.30	£4.00	£4.00	£3.80	£3.60	£3.60	£3.60	£3.60	£3.60	£1.80
99	93 THANET	£5.00	£5.00	£4.50	£4.50	£4.10	£4.10	£4.00	£4.00	£3.80	£3.60	£3.60	£3.60	£3.60	£3.60	£1.80
100	94 WINDSOR & MAIDENHEAD	£5.00	£5.00	£5.00	£5.00	£4.80	£4.80	£4.60	£4.60	£4.40	£4.00	£4.00	£4.00	£4.00	£4.00	£1.80

PROMOTED from Div 2 since May 2010 - NONE
 DEMOTED - from Premier Div since May 2010 - NONE

1 9 BEDFORD £4.80 £4.80 £4.40 £4.40 £4.40 £4.40 £4.40 £4.40 £4.40 £4.40 £4.40 £4.40 £4.40 £4.40 £4.40 £4.40 £4.40

DEMOTED - from Premier Div since May 2010 - WYCOMBE (now without 30p fuel surcharge)
 DEMOTED from Div 1 since May 2010 - NONE

1 97 WYCOMBE £4.60 £4.60 £4.90 £4.50 £4.35 £4.30 £4.20 £4.20 £4.20 £4.20 £4.20 £4.20 £4.20 £4.20 £4.20 £4.20 £4.20

2 1 RYLESBURY VALE £4.30 £4.30 £4.10 £4.10 £4.10 £4.10 £4.10 £4.10 £4.10 £4.10 £4.10 £4.10 £4.10 £4.10 £4.10 £4.10 £4.10

AREA AVERAGES
 £5.64 £5.53 £5.47 £5.19 £4.94 £4.82 £4.57 £4.39 £4.27 £4.05 £3.78 £3.48 £3.44

Average 11yr Rise £2.20

Div	Area	2011	2010	2009	2008	2007	2006	2005	2004	2003	2002	2001	2000	1999	Average	11yr Rise
1	97 WYCOMBE	£4.60	£4.60	£4.90	£4.50	£4.35	£4.30	£4.20	£4.20	£4.20	£4.00	£3.90	£3.30	£3.30	£3.30	£2.20
2	1 RYLESBURY VALE	£4.30	£4.30	£4.10	£4.10	£4.10	£4.10	£4.10	£4.10	£4.10	£4.10	£4.10	£4.10	£4.10	£4.10	£2.20
9	BEDFORD	£4.80	£4.80	£4.40	£4.40	£4.40	£4.40	£4.40	£4.40	£4.40	£4.40	£4.40	£4.40	£4.40	£4.40	£2.20
97	WYCOMBE	£4.60	£4.60	£4.90	£4.50	£4.35	£4.30	£4.20	£4.20	£4.20	£4.00	£3.90	£3.30	£3.30	£3.30	£2.20
98	3 SOUTH BUCKINGHAM	£5.00	£5.00	£4.80	£4.80	£4.60	£4.60	£4.30	£4.30	£4.00	£3.80	£3.80	£3.80	£3.80	£3.80	£1.80
99	6 TEST VALLEY	£4.80	£4.80	£4.60	£4.60	£4.30	£4.30	£4.00	£4.00	£3.80	£3.60	£3.60	£3.60	£3.60	£3.60	£1.80
100	94 WINDSOR & MAIDENHEAD	£5.00	£5.00	£5.00	£5.00	£4.80	£4.80	£4.60	£4.60	£4.40	£4.00	£4.00	£4.00	£4.00	£4.00	£1.80

(National Band - £4.90 to £4.62)
 (National Band £4.60 to £2.80)

265 247 241 270 219 197 183 75 46 127 145 218 196

316 304 238 264 246 239 200 152 177 125 74 153 133

351 363 360 320 296 362 335 294 266 286 46 127 145 218 196

LOCAL AREA (10 Councils)

Southern 11 year average rise £2.20

SOUTH (103 Councils)

Area 11 year average rise £2.10

National 11 year average rise £2.05

COUNCIL LICENSING AREA	FEB 2011	MAY 2010	MAY 2009	MAY 2008	MAY 2007	MAY 2006	MAY 2005	MAY 2004	MAY 2003	MAY 2002	MAY 2001	MAY 2000	MAY 1999	11 YR PRICE RISE
	FARE	FARE	FARE	FARE	FARE	FARE	FARE	FARE	FARE	FARE	FARE	FARE	FARE	RISE
WOKINGHAM	£6.00	£5.60	£5.60	£5.60	£4.70	£4.50	£4.50	£4.50	£4.50	£4.10	£3.50	£3.50	£3.50	£2.50
SLOUGH	£5.80	£5.20	£5.00	£5.00	£4.80	£4.60	£4.50	£4.50	£4.20	£4.10	£3.90	£3.70	£3.60	£2.20
THREE RIVERS	£5.50	£5.30	£4.20	£4.20	£4.20	£3.90	£3.80	£3.80	£3.60	£3.40	£2.70	£2.70	£2.70	£2.80
MILTON KEYNES	£5.40	£5.40	£5.00	£5.00	£4.70	£4.70	£4.70	£4.70	£4.30	£4.20	£3.50	£3.40	£3.40	£2.00
CHILTERN	£5.20	£5.20	£4.50	£4.20	£4.20	£4.05	£3.90	£3.75	£3.75	£3.35	£3.25	£3.20	£3.20	£2.00
DACORUM	£5.00	£5.00	£5.00	£4.60	£4.60	£4.60	£4.20	£4.00	£4.00	£4.00	£3.60	£3.60	£3.60	£1.40
SOUTH BUCKINGHAM	£5.00	£4.60	£4.60	£4.60	£3.90	£3.90	£3.90	£3.25	£3.25	£3.25	£2.95	£2.95	£2.95	£2.05
WINDSOR & MAIDENHEAD	£5.00	£5.00	£5.00	£5.00	£5.00	£4.40	£4.40	£4.40	£4.00	£4.00	£3.80	£3.80	£3.40	£1.60
WYCOMBE	£4.60	£4.90	£4.50	£4.35	£4.30	£4.20	£4.20	£4.20	£4.00	£4.00	£3.30	£3.30	£3.30	£1.30
AYLESBURY VALE	£4.30	£4.10	£4.10	£4.10	£3.60	£3.60	£3.60	£3.60	£3.60	£3.30	£3.00	£3.00	£3.00	£1.30
NATIONAL AVERAGES	£5.17	£5.15	£5.06	£4.78	£4.67	£4.48	£4.19	£4.01	£3.97	£3.72	£3.50	£3.40	£3.12	£2.05
SOUTHERN AVERAGE	£5.64	£5.53	£5.47	£5.19	£4.94	£4.82	£4.57	£4.39	£4.27	£4.05	£3.78	£3.48	£3.44	£2.20
LOCAL AREA AVERAGE	£5.18	£5.18	£5.03	£4.90	£4.67	£4.40	£4.21	£4.17	£3.92	£3.85	£3.74	£3.33	£3.23	£2.10
CHILTERN	£5.20	£5.20	£5.20	£4.50	£4.20	£4.20	£4.05	£3.90	£3.75	£3.75	£3.35	£3.25	£2.80	£1.70

Figures in green boxes in these columns indicate a fare level equal to or better than Area Averages

Council name or Figures in red indicate a fare level lower than Area Averages

LOCAL FARES EXTRACTED FROM THE NATIONAL TABLE FOR COMPARISON

Colour codes in this section only relate to the year of implementation of the tariff displayed

Running mile fares in italics below show a fare which is mathematically incompatible with the meter units so cannot be displayed on that meter

COUNCIL	FLAG	TARIFF ONE					RUNNING MILE	TARIFF TWO					RUNNING EXTRA for MILE	START DATE
		1 MILE	2 MILES	5 MILES	10 MILES	15 MILES		1 MILE	2 MILES	5 MILES	10 MILES	15 MILES		
WOKINGHAM	£3.00	£4.00	£6.00	£12.00	£22.00	£2.00	£4.50	£9.00	£18.00	£33.00	£3.00	50p	May-10	
SLOUGH	£3.00	£5.00	£5.80	£10.40	£23.60	£1.76	£4.80	£7.60	£12.20	£23.60	£1.76	£1.80	Jul-10	
THREE RIVERS	£2.60	£3.20	£5.50	£13.60	£27.00	£2.68	£3.80	£5.90	£14.00	£27.40	£2.68	40p	Nov-10	
MILTON KEYNES	£2.40	£3.60	£5.40	£10.20	£19.20	£1.60	£3.00	£6.60	£11.40	£19.20	£1.20	£1.20	Apr-08	
CHILTERN	£3.00	£3.40	£5.20	£10.00	£19.60	£1.60	£4.50	£5.10	£7.60	£15.90	£29.40	£2.70	50p	
DACORUM	£2.60	£3.40	£5.00	£9.80	£17.80	£1.60	£3.90	£5.10	£7.50	£14.70	£28.70	£2.40	50p	
SOUTH BUCKINGHAM	£3.00	£3.00	£5.00	£10.25	£19.00	£1.75	£4.90	£7.25	£15.25	£28.25	£2.63	50p	Aug-10	
WINDSOR & MAIDENHEAD	£2.60	£3.40	£5.00	£9.80	£17.80	£1.60	£3.90	£5.10	£7.50	£14.70	£28.70	£2.40	50p	
WYCOMBE	£1.70	£3.10	£4.60	£9.30	£17.00	£1.54	£2.10	£3.80	£5.80	£11.70	£21.40	£1.96	27.27%	
AYLESBURY VALE	£3.00	£3.00	£4.30	£8.20	£16.20	£1.30	£3.75	£5.45	£10.35	£20.25	£1.65	25%	Jul-10	
NATIONAL AVERAGES	£2.56	£3.46	£5.17	£10.27	£18.94	£1.71	£3.40	£4.59	£6.82	£13.53	£24.82	£2.24		
SOUTHERN AVERAGES	£2.77	£3.80	£5.64	£11.14	£20.85	£1.85	£3.85	£5.30	£7.85	£15.46	£28.42	£2.55		
LOCAL AVERAGES	£2.69	£3.53	£5.18	£10.42	£19.92	£1.76	£4.88	£7.04	£13.82	£25.59	£2.28			
CHILTERN	£3.00	£3.40	£5.20	£10.60	£19.60	£1.80	£4.50	£5.10	£7.80	£15.90	£29.40	£2.70		

SOUTH		TARIFF ONE					TARIFF TWO					RUNNING		EXTRA for	START DATE
COUNCIL	FLAG	1 MILE	2 MILES	5 MILES	10 MILES	MILE	FLAG	1 MILE	2 MILES	5 MILES	10 MILES	MILE	NIGHTS		
1	COLCHESTER	£2.60	£4.70	£6.80	£10.70	£17.30	£1.30	£3.40	£5.80	£8.80	£14.20	£22.90	£1.73	33.08%	Aug-08
2	LUTON (AIRPORT)	£4.00	£4.90	£6.70	£12.10	£21.20	£1.81	£5.00	£6.10	£8.40	£15.30	£26.80	£2.30	27.07%	Apr-09
3	ADUR	£2.80	£4.40	£6.60	£13.20	£24.20	£2.20	£3.80	£5.40	£7.60	£14.20	£25.20	£2.20	£1	Oct-08
4	LONDON	£2.20	£4.20	£6.60	£13.80	£29.80	£2.40	£2.20	£5.60	£9.20	£20.00	£37.20	£3.60	50.0%	Apr-11
5	TUNBRIDGE WELLS	£4.00	£4.00	£6.60	£14.40	£27.40	£2.60	£6.00	£9.00	£21.60	£41.10	£3.90		50%	Jan-11
6	EPSOM & EWELL	£2.20	£4.20	£6.40	£13.00	£28.00	£2.24	£2.20	£5.40	£8.80	£19.00	£35.20	£3.42	52.5%	Apr-09
7	HERTSMERE	£2.20	£4.20	£6.40	£13.20	£28.40	£2.25	£2.20	£4.60	£7.40	£15.80	£31.60	£2.77	23.11%	Aug-10
8	WATFORD	£2.20	£4.20	£6.40	£13.00	£27.80	£2.20	£2.00	£5.40	£9.00	£19.60	£34.00	£3.54	60.91%	Feb-10
9	ARUN	£2.20	£4.20	£6.30	£12.60	£23.20	£2.11	£3.30	£6.30	£9.45	£18.90	£34.80	£3.16	50%	Aug-08
10	DARTFORD	£2.20	£4.00	£6.20	£12.60	£27.00	£2.15	£2.20	£4.80	£7.60	£16.20	£31.40	£2.86	33.19%	Nov-09
11	MID SUSSEX	£2.80	£4.20	£6.20	£12.20	£22.20	£2.00	£4.20	£6.30	£9.30	£18.30	£33.30	£3.00	50%	Dec-10
12	READING	£2.20	£4.00	£6.20	£13.20	£24.80	£2.32	£3.20	£5.20	£7.40	£14.80	£27.80	£2.60	12.06%	Nov-08
13	JERSEY	£2.50	£4.30	£6.10	£11.50	£20.80	£1.83	£2.70	£5.10	£7.80	£15.90	£29.40	£2.69	47.45%	Jun-10
14	SWINDON	£2.90	£4.30	£6.10	£11.30	£21.70	£1.75	£3.50	£4.90	£6.70	£11.90	£22.30	£1.75	60p	Sep-08
15	VALE OF WHITE HORSE	£3.50	£4.10	£6.10	£12.10	£22.10	£2.00	£4.65	£5.55	£8.55	£17.55	£32.55	£3.00	50%	Oct-08
16	SEVENOAKS	£3.50	£3.92	£6.02	£12.32	£22.82	£2.10	£5.30	£5.72	£7.82	£14.12	£24.62	£2.10	£1.80	Nov-08
17	BRIGHTON & HOVE	£2.60	£3.80	£6.00	£12.60	£23.60	£2.20	£3.60	£4.80	£7.00	£13.60	£24.80	£2.20	£1	Aug-10
18	CANTERBURY	£2.60	£4.20	£6.00	£11.40	£20.40	£1.80	£3.90	£6.30	£9.00	£17.10	£30.60	£2.70	50%	Oct-08
19	EASTLEIGH	£2.70	£4.30	£6.00	£11.10	£19.60	£1.70	£2.90	£5.10	£7.50	£14.70	£26.70	£2.40	41.18%	Apr-10
20	GRAVESHAM	£2.40	£4.00	£6.00	£12.00	£26.00	£2.00	£3.60	£6.00	£9.00	£18.00	£39.00	£3.00	50%	Apr-09
21	GUERNSEY	£3.00	£4.20	£6.00	£11.40	£20.40	£1.80	£4.20	£5.80	£8.20	£15.80	£28.40	£2.51	39.44%	Aug-10
22	HART	£2.60	£3.80	£6.00	£12.60	£23.60	£2.20	£3.90	£6.00	£9.00	£18.00	£35.40	£3.30	50%	Dec-10
23	MAIDSTONE	£2.80	£4.00	£6.00	£12.00	£22.00	£2.00	£4.20	£6.00	£9.00	£18.00	£33.00	£3.00	50%	Dec-10
24	NORTH HERTS	£3.40	£3.90	£6.00	£12.20	£22.60	£2.07	£5.10	£5.85	£9.00	£18.30	£33.90	£3.11	50.24%	Sep-08
25	NORTH WILTSHIRE	£2.60	£4.00	£6.00	£12.00	£22.00	£2.00	£3.75	£5.50	£8.00	£15.50	£28.00	£2.50	25%	Feb-11
26	WEST BERKSHIRE	£2.50	£4.00	£6.00	£11.80	£21.60	£1.96	£3.00	£5.25	£8.25	£16.95	£31.85	£2.93	50%	Apr-10
27	WEST WILTSHIRE	£2.20	£4.00	£6.00	£12.00	£22.00	£2.00	£3.30	£6.00	£9.00	£18.00	£33.00	£3.00	50%	Dec-10
28	WOKING	£3.00	£4.20	£6.00	£11.10	£21.00	£1.66	£4.00	£5.80	£8.50	£16.15	£31.00	£2.49	67%	Jul-10
29	WOKINGHAM	£3.00	£4.00	£6.00	£12.00	£22.00	£2.00	£4.50	£6.00	£9.00	£18.00	£33.00	£3.00	50%	May-10
30	MOLE VALLEY	£3.90	£3.90	£5.90	£11.70	£21.30	£1.97	£5.85	£5.85	£8.85	£17.55	£31.95	£2.87	50%	Sep-08
31	SWALE	£2.60	£4.10	£5.90	£11.00	£19.60	£1.71	£3.90	£6.15	£8.85	£16.50	£29.40	£2.57	50%	Oct-10
32	BOURNEMOUTH	£2.60	£3.80	£5.80	£11.60	£21.20	£1.93	£3.25	£5.25	£7.75	£15.50	£28.25	£2.57	24.90%	Apr-10
33	CHELMSFORD	£2.80	£3.90	£5.80	£11.30	£20.40	£1.83	£3.80	£5.40	£8.20	£16.60	£30.20	£2.75	50.43%	Sep-08
34	CHRISTCHURCH	£2.60	£3.80	£5.80	£11.60	£21.20	£1.93	£3.25	£5.25	£7.75	£15.50	£28.25	£2.57	24.90%	Jul-10
35	EAST HERTS	£3.00	£3.80	£5.80	£11.40	£20.60	£1.85	£4.00	£5.20	£8.20	£16.60	£30.40	£2.78	50%	Jan-11
36	MEDWAY	£2.80	£4.20	£5.80	£10.20	£18.60	£1.60	£4.20	£6.30	£8.70	£15.90	£27.90	£2.40	50%	Jul-08
37	NEW FOREST	£2.20	£3.60	£5.80	£12.80	£24.60	£2.35	£2.70	£4.80	£8.10	£18.60	£36.30	£3.52	50%	Nov-10
38	ROTHER	£2.40	£4.20	£5.80	£10.40	£17.80	£1.50	£3.60	£6.30	£8.70	£15.60	£28.70	£2.25	50%	Apr-10
39	SLOUGH	£3.00	£5.00	£5.80	£10.40	£23.60	£1.76	£4.80	£6.80	£7.60	£12.20	£23.80	£1.76	£1.80	Jul-10
40	SOUTHAMPTON	£2.40	£4.20	£5.80	£10.20	£17.80	£1.66	£3.20	£5.45	£7.45	£12.95	£22.45	£2.08	25.3%	Dec-10
41	ST ALBANS	£2.50	£3.60	£5.80	£12.40	£23.40	£2.20	£3.75	£5.40	£8.70	£18.60	£35.10	£3.30	50%	Mar-11
42	WAVERTREE	£3.00	£3.40	£5.80	£13.00	£25.00	£2.40	£4.50	£5.10	£8.70	£19.50	£37.50	£3.60	50%	Aug-08
43	DOVER	£3.00	£4.20	£5.70	£10.20	£17.70	£1.50	£4.50	£6.30	£8.55	£15.30	£26.55	£2.25	50%	Sep-08
44	EASTBOURNE	£2.60	£4.10	£5.70	£10.50	£20.50	£2.00	£3.00	£4.80	£6.70	£12.40	£23.40	£2.20	10.00%	Jul-08
45	SALISBURY	£2.50	£3.90	£5.70	£11.10	£20.10	£1.80	£3.40	£4.90	£7.30	£14.50	£26.50	£2.40	33.33%	Aug-08
46	WELWYN HATFIELD	£2.50	£3.70	£5.70	£11.90	£22.30	£2.07	£3.75	£5.55	£8.55	£17.85	£33.45	£3.11	50%	Sep-08
47	OXFORD	£2.45	£4.45	£5.65	£9.55	£15.95	£1.29	£2.50	£5.90	£7.30	£11.00	£17.10	£1.24	3.86%less	Jan-11
48	BASINGSTOKE & DENE	£3.00	£4.20	£5.60	£9.80	£19.80	£1.40	£4.50	£6.30	£8.40	£14.70	£29.70	£2.70	50%	Jan-11
49	BRENTWOOD	£2.60	£3.60	£5.60	£11.60	£21.80	£2.03	£3.20	£4.40	£7.00	£14.60	£27.20	£2.54	25.12%	Sep-08
50	CRAWLEY	£3.40	£3.60	£5.60	£12.00	£22.40	£2.10	£4.50	£4.80	£7.80	£16.80	£31.80	£3.00	42.86%	Dec-10
51	GUILDFORD	£3.00	£3.80	£5.60	£11.00	£22.00	£1.82	£4.00	£5.20	£7.60	£15.10	£29.20	£2.50	37.60%	Oct-10
52	HARLOW	£2.60	£4.40	£5.60	£9.60	£16.00	£1.30	£3.00	£5.00	£6.60	£11.60	£19.80	£1.64	26%	Nov-10
53	LEWES	£2.80	£3.60	£5.60	£11.60	£21.60	£2.00	£4.40	£5.20	£7.20	£13.20	£23.20	£2.00	£1.60	Oct-10
54	POOLE	£2.20	£3.80	£5.60	£11.40	£21.20	£1.93	£2.75	£5.00	£7.50	£15.25	£28.25	£2.57	24.90%	May-10
55	RUNNYMEDE	£3.20	£3.20	£5.60	£11.60	£21.60	£2.00	£4.80	£6.40	£17.40	£32.40	£3.00	50%	Apr-08	
56	SPELTHORNE	£3.60	£3.60	£5.60	£11.60	£21.60	£2.00	£5.40	£4.80	£8.40	£17.40	£32.40	£3.00	50%	Aug-10
57	SURREY HEATH	£3.60	£3.60	£5.60	£11.60	£21.60	£2.00	£3.60	£5.10	£8.10	£17.10	£32.10	£3.00	50%	May-08
58	TONBRIDGE & MALLING	£2.80	£3.40	£5.60	£12.20	£23.20	£2.20	£4.20	£5.10	£8.40	£18.30	£34.80	£3.30	50%	Mar-08
59	WINCHESTER	£2.40	£3.80	£5.60	£11.60	£21.40	£1.96	£3.60	£5.70	£8.40	£17.40	£32.10	£2.90	50%	Mar-08
60	WORTHING	£3.00	£3.80	£5.60	£11.00	£20.00	£2.00	£4.00	£4.75	£7.50	£15.75	£29.50	£2.75	37.50%	Jun-10
61	CHICHESTER	£3.00	£3.60	£5.60	£11.20	£20.70	£1.90	£3.75	£5.55	£8.25	£16.35	£29.85	£2.70	42.11%	Oct-08
62	ELMBRIDGE	£3.50	£3.50	£5.50	£11.50	£21.50	£2.00	£4.50	£4.50	£7.25	£15.50	£29.25	£2.75	38%	Jan-08
63	HORSHAM	£3.40	£3.70	£5.50	£10.90	£19.80	£1.79	£5.10	£5.55	£8.25	£16.35	£29.70	£2.68	50%	Nov-08
64	RUSHMOOR	£2.50	£3.30	£5.50	£11.70	£23.30	£2.10	£3.70	£4.90	£8.20	£17.50	£34.90	£3.09	50%	Sep-10
65	THREE RIVERS	£2.60	£3.20	£5.50	£13.60	£27.00	£2.68	£3.00	£3.60	£5.90	£14.00	£27.40	£2.68	40p	Nov-10
66	ASHFORD	£2.40	£3.60	£5.40	£11.00	£20.20	£1.83	£3.60	£5.40	£8.10	£16.50	£30.30	£2.75	50%	Apr-09
67	BRACKNELL FOREST	£3.00	£4.00	£5.40	£9.80	£17.20	£1.47	£4.50	£6.00	£8.10	£14.70	£25.80	£2.20	50%	Jul-08
68	CASTLE POINT	£2.60	£3.60	£5.40	£10.80	£19.80	£1.80	£3.60	£4.60	£6.40	£11.80	£20.80	£1.80	£1.80	Nov-08
69	FAREHAM	£2.20	£3.80	£5.40	£10.60	£19.00	£1.69	£3.30	£5.70	£8.10	£15.90	£28.50	£2.54	50%	Oct-08
70	GOSPORT	£2.80	£3.80	£5.40	£10.00	£18.00	£1.57	£4.20	£5.70	£8.10	£15.00	£27.00	£2.36	50.00%	Aug-10
71	HAVANT	£2.40	£3.80	£5.40	£10.00	£17.60	£1.52	£3.60	£5.70	£8.10	£15.00	£26.40	£2.29	50.00%	Sep-08
72	ISLE OF WIGHT	£3.00	£3.80	£5.40	£10.20	£18.20	£1.60	£6.00	£7.60	£10.80	£20.40	£36.40	£3.20	100%	Mar-10
73	MILTON KEYNES	£2.40	£3.80	£5.40	£10.20	£19.20	£1.60	£3.60	£5.00	£8.60	£11.40	£19.20	£1.60	£1.20	Apr-08
74	SHEPWAY	£2.80	£3.80	£5.40	£10.20	£18.20	£1.60	£4.20	£5.70	£8.10	£15.30	£27.30	£2.40	50%	Oct-10
75	SOUTHEND-ON-SEA	£2.80	£3.80	£5.40	£11.20	£22.20	£2.19	£5.00	£6.00	£7.60	£13.40				

	COUNCIL	TARIFF ONE					RUNNING MILE	TARIFF TWO					RUNNING MILE	EXTRA for NIGHTS	START DATE
		FLAG	1 MILE	2 MILES	5 MILES	10 MILES		FLAG	1 MILE	2 MILES	5 MILES	10 MILES			
1	COLCHESTER	£2.60	£4.70	£6.80	£10.70	£17.30	£1.30*	£3.40	£5.80	£8.80	£14.20	£22.90	£1.73*	33.08%	Aug-08
2	LUTON (AIRPORT)	£4.00	£4.90	£6.70	£12.10	£21.20	£1.61	£5.00	£6.10	£8.40	£15.30	£26.80	£2.30	27.07%	Apr-09
3	ADUR	£2.80	£4.40	£6.60	£13.20	£24.20	£2.20	£3.80	£5.40	£7.60	£14.20	£25.20	£2.20	£1	Oct-08
4	CARADON	£3.00	£4.60	£6.60	£12.60	£22.60	£2.00	£3.60	£5.20	£7.20	£15.12	£27.12	£2.40	20%	Sep-08
5	LONDON	£2.20	£4.20	£6.60	£13.80	£29.80	£2.40	£2.20	£5.60	£9.20	£20.00	£37.20	£3.60	50.0%	Apr-11
6	TUNBRIDGE WELLS	£4.00	£4.00	£6.60	£14.40	£27.40	£2.60	£6.00	£6.00	£9.90	£21.60	£41.10	£3.90	50%	Jan-11
7	EPSOM & EWELL	£2.20	£4.20	£6.40	£13.00	£28.00	£2.24	£2.20	£5.40	£8.80	£19.00	£35.20	£3.42	52.5%	Apr-09
8	HERTSMERE	£2.20	£4.20	£6.40	£13.20	£28.40	£2.25*	£2.20	£4.60	£7.40	£15.80	£31.60	2.77*	23.11%	Aug-10
9	SOUTH GLOUCESTER	£2.40	£4.20	£6.40	£12.40	£22.40	£2.01	£3.65	£5.45	£7.65	£13.65	£23.65	£2.01	£1.25	Apr-10
10	WATFORD	£2.20	£4.20	£6.40	£13.00	£27.80	£2.20*	£2.00	£5.40	£9.00	£19.60	£34.00	3.54*	80.91%	Feb-10
11	ARUN	£2.20	£4.20	£6.30	£12.60	£23.20	£2.11	£3.30	£6.30	£9.45	£18.90	£34.80	£3.16	50%	Aug-08
12	BATH & N.E.SOMERSET	£2.60	£4.20	£6.20	£12.00	£24.00	£1.92*	£3.60	£5.20	£7.20	£13.00	£25.00	£1.92*	£1	Dec-10
13	DARTFORD	£2.20	£4.00	£6.20	£12.60	£27.00	£2.15	£2.20	£4.80	£7.60	£16.20	£31.40	£2.86	33.19%	Nov-09
14	MID SUSSEX	£2.80	£4.20	£6.20	£12.20	£22.20	£2.00	£4.20	£6.30	£9.30	£18.30	£33.30	£3.00	50%	Dec-10
15	READING	£2.20	£4.00	£6.20	£13.20	£24.80	£2.32*	£3.20	£5.20	£7.40	£14.80	£27.80	2.60**	12.60%	Nov-08
16	TAUNTON DEANE	£2.40	£4.00	£6.20	£12.80	£23.80	£2.20	£3.60	£6.00	£9.30	£19.20	£35.70	£3.30	50%	Nov-10
17	JERSEY	£2.50	£4.30	£6.10	£11.50	£20.80	£1.83	£2.70	£5.10	£7.80	£15.90	£29.40	£2.69	47.45%	Jun-10
18	SWINDON	£2.90	£4.30	£6.10	£11.30	£21.70	£1.75*	£3.50	£4.90	£6.70	£11.90	£22.30	£1.75*	60p	Sep-08
19	VALE OF WHITE HORSE	£3.50	£4.10	£6.10	£12.10	£22.10	£2.00	£4.65	£5.55	£8.55	£17.55	£32.55	£3.00	50%	Oct-08
20	SOUTH SOMERSET	£3.00	£3.88	£6.08	£12.68	£23.58	£2.20	£4.50	£8.20	£9.12	£19.02	£35.52	£3.30	50%	Sep-08
21	FOREST OF DEAN	£2.14	£3.44	£6.04	£13.84	£26.84	£2.60	£2.70	£4.10	£6.90	£15.30	£29.30	£2.80	7.7%	Apr-10
22	SEVENCOKS	£3.50	£3.92	£6.02	£12.32	£22.82	£2.10	£5.30	£5.72	£7.82	£14.12	£24.62	£2.10	£1.80	Nov-08
23	BRIGHTON & HOVE	£2.60	£3.80	£6.00	£12.60	£23.60	£2.20	£3.60	£4.80	£7.00	£13.60	£24.60	£2.20	£1	Aug-10
24	CAMBRIDGE	£2.40	£4.20	£6.00	£11.20	£20.00	£1.76	£3.40	£5.20	£7.00	£12.20	£21.00	£1.76	£1	Aug-10
25	CANTERBURY	£2.60	£4.20	£6.00	£11.40	£20.40	£1.80	£3.90	£6.30	£9.00	£17.10	£30.60	£2.70	50%	Oct-08
26	EASTLEIGH	£2.70	£4.30	£6.00	£11.10	£19.60	£1.70	£2.90	£5.10	£7.50	£14.70	£26.70	£2.40	41.18%	Apr-10
27	EXETER	£2.20	£4.00	£6.00	£12.00	£22.00	£2.00	£2.75	£5.00	£7.50	£15.00	£27.50	£2.50	25%	Nov-08
28	GRAVESHAM	£2.40	£4.00	£6.00	£12.00	£26.00	£2.00	£3.60	£6.00	£9.00	£18.00	£39.00	£3.00	50%	Apr-09
29	GUERNSEY	£3.00	£4.20	£6.00	£11.40	£20.40	£1.80	£4.20	£5.80	£8.20	£15.80	£28.40	£2.51	39.44%	Aug-10
30	HARROGATE	£3.00	£4.40	£6.00	£11.00	£19.40	£1.67	£4.50	£6.60	£9.00	£16.50	£29.10	£2.50	50%	Apr-10
31	HART	£2.60	£3.80	£6.00	£12.60	£23.60	£2.20	£3.90	£5.70	£9.00	£18.90	£35.40	£3.30	50%	Dec-10
32	KERRIER	£2.70	£3.00	£6.00	£15.00	£30.00	£3.00	£4.00	£6.00	£12.00	£30.00	£60.00	£6.00	100%	Jul-08
33	LEEDS	£2.20	£4.00	£6.00	£10.00	£17.40	£1.50**	£3.00	£4.80	£6.80	£10.80	£18.20	£1.50**	80p	May-08
34	MAIDSTONE	£2.80	£4.00	£6.00	£12.00	£22.00	£2.00	£4.20	£6.00	£9.00	£18.00	£33.00	£3.00	50%	Dec-10
35	NORTH HERTS	£3.40	£3.90	£6.00	£12.20	£22.60	£2.07	£5.10	£5.85	£9.00	£18.30	£33.90	£3.11	50.24%	Sep-08
36	NORTH WILTSHIRE	£2.60	£4.00	£6.00	£12.00	£22.00	£2.00	£3.75	£5.50	£8.00	£15.50	£28.00	£2.50	25%	Feb-11
37	NORWICH	£2.80	£4.40	£6.00	£10.80	£18.60	£1.59	£3.40	£4.80	£6.60	£12.20	£21.40	£1.84	15.71%	Aug-08
38	SOUTH CAMBRIDGE	£2.40	£4.20	£6.00	£11.20	£20.00	£1.76	£3.40	£5.20	£7.00	£12.20	£21.00	£1.76	£1	Nov-10
39	WEST BERKSHIRE	£2.50	£4.00	£6.00	£11.80	£21.60	£1.96	£3.00	£5.25	£8.25	£16.95	£31.65	£2.93	50%	Apr-10
40	WEST WILTSHIRE	£2.20	£4.00	£6.00	£12.00	£22.00	£2.00	£3.30	£6.00	£9.00	£18.00	£33.00	£3.00	50%	Dec-10
41	WORKING	£3.00	£4.20	£6.00	£11.10	£21.00	£1.66	£4.00	£5.80	£8.50	£16.15	£31.00	£2.49	67%	Jul-10
42	WORKINGHAM	£3.00	£4.00	£6.00	£12.00	£22.00	£2.00	£4.50	£6.00	£9.00	£18.00	£33.00	£3.00	50%	May-10
43	CARRICK	£2.70	£3.30	£5.90	£12.90	£24.60	£2.35	£3.80	£4.80	£8.20	£18.20	£35.00	£3.35	42.55%	May-10
44	MOLE VALLEY	£3.90	£3.90	£5.90	£11.70	£21.30	£1.91	£5.85	£5.85	£8.85	£17.55	£31.95	£2.87	50%	Sep-08
45	SWALE	£2.60	£4.10	£5.90	£11.00	£19.60	£1.71	£3.90	£6.15	£8.85	£16.50	£29.40	£2.57	50%	Oct-10
46	WEYMOUTH & PORTLAND	£2.40	£4.20	£5.90	£11.00	£19.50	£1.70	£2.90	£5.00	£7.00	£13.00	£23.00	£2.00	15.00%	Mar-10
47	HARBOROUGH	£3.00	£4.10	£5.86	£11.14	£19.94	£1.76	£4.00	£5.70	£8.42	£16.56	£30.18	£2.72	54.55%	Jul-08
48	BIRMINGHAM	£2.00	£4.00	£5.80	£10.80	£19.40	£1.70	£2.40	£4.80	£6.80	£13.00	£23.20	£2.04	20%	Jun-09
49	BOURNEMOUTH	£2.60	£3.80	£5.80	£11.60	£21.20	£1.93	£3.25	£5.25	£7.75	£15.50	£28.25	£2.57	24.90%	Apr-10
50	CHELMSFORD	£2.80	£3.90	£5.80	£11.30	£20.40	£1.83	£3.80	£5.40	£8.20	£16.60	£30.20	£2.75	50.43%	Sep-08
51	CHRISTCHURCH	£2.60	£3.80	£5.80	£11.60	£21.20	£1.93	£3.25	£5.25	£7.75	£15.50	£28.25	£2.57	24.90%	Jul-10
52	EAST DEVON	£2.80	£3.80	£5.80	£11.80	£21.80	£2.00	£3.60	£4.80	£7.20	£14.40	£26.40	£2.40	20%	Dec-10
53	EAST HERTS	£3.00	£3.80	£5.80	£11.40	£20.60	£1.85	£4.00	£5.20	£8.20	£16.60	£30.40	£2.78	50%	Jan-11
54	MEDWAY	£2.80	£4.20	£5.80	£10.20	£18.60	£1.60	£4.20	£6.30	£8.70	£15.90	£27.90	£2.40	50%	Jul-08
55	MENDIP	£2.60	£3.90	£5.80	£11.50	£21.00	£1.90	£3.90	£5.85	£8.70	£17.25	£31.50	£2.85	50%	Aug-08
56	MIDLOTHIAN	£2.20	£3.80	£5.80	£11.40	£21.00	£1.91	£2.70	£4.30	£6.30	£11.90	£21.50	£1.91	50p	Jan-10
57	NEW FOREST	£2.20	£3.60	£5.80	£12.80	£24.60	£2.35	£2.70	£4.80	£8.10	£18.60	£36.30	£3.52	50%	Nov-10
58	RESTORMEL	£2.80	£3.80	£5.80	£11.80	£21.80	£2.00	£4.20	£8.70	£8.70	£17.70	£32.70	£3.00	50%	Jul-08
59	ROTHER	£2.40	£4.20	£5.80	£10.40	£17.80	£1.50*	£3.60	£6.30	£8.70	£15.60	£26.70	£2.25*	50%	Apr-10
60	SEDGEMOOR	£2.60	£3.80	£5.80	£11.80	£21.60	£1.97	£3.90	£5.70	£8.70	£17.70	£32.40	£2.96	50%	Dec-10
61	SLOUGH	£3.00	£5.00	£5.80	£10.40	£23.60	1.76*	£4.80	£6.80	£7.60	£12.20	£23.60	1.76*	£1.80	Jul-10
62	SOLI HULL	£2.00	£4.00	£5.80	£10.80	£19.40	£1.70	£2.40	£4.80	£6.80	£13.00	£23.20	£2.04	20%	Apr-08
63	SOUTHAMPTON	£2.40	£4.20	£5.80	£10.20	£17.80	1.66*	£3.20	£5.45	£7.45	£12.95	£22.45	2.08*	25.3%	Dec-10
64	ST ALBANS	£2.50	£3.60	£5.80	£12.40	£23.40	£2.20	£3.75	£5.40	£8.70	£18.60	£35.10	£3.30	50%	Mar-11
65	WAYERLEY	£3.00	£3.40	£5.80	£13.00	£25.00	£2.40	£4.50	£5.10	£8.70	£19.50	£37.50	£3.60	50%	Aug-08
66	WEST DORSET	£2.80	£3.80	£5.80	£11.80	£21.80	£2.00	£4.20	£5.70	£8.70	£17.70	£32.70	£3.00	50%	Dec-08
67	NORTH DEVON	£2.50	£3.25	£5.75	£13.25	£25.75	£2.50	£3.15	£4.05	£7.19	£26.60	£51.50	£5.00	100%	Jul-05
68	DOVER	£3.00	£4.20	£5.70	£10.20	£17.70	£1.50	£4.50	£6.30	£8.55	£15.30	£26.55	£2.25	50%	Sep-08
69	EAST LOTHIAN	£2.50	£3.70	£5.70	£11.90	£22.30	£2.06	£3.00	£4.20	£6.20	£12.40	£22.80	£2.06	50p	Nov-10
70	EASTBOURNE	£2.60	£4.10	£5.70	£10.50	£20.50	£2.00*	£3.00	£4.80	£6.70	£12.40	£23.40	£2.20*	10.00%	Jul-09
71	HIGH PEAK	£2.70	£3.20	£5.70	£13.20	£25.70	£2.50	£3.60	£4.30	£7.80	£18.30	£35.80	£3.50	40%	Sep-08
72	MID DEVON	£2.30	£3.70	£5.70	£11.90	£22.10	£1.96	£3.45	£5.55	£8.55	£17.85	£33.15	£2.93	50%	Nov-10
73	SALISBURY	£2.50	£3.90	£5.70	£11.10	£20.10	£1.80	£3.40	£4.90	£7.30	£14.50	£26.50	£2.40	33.33%	Aug-08
74	WELWYN HATFIELD	£2.50	£3.70	£5.70	£11.90	£22.30	£2.07	£3.75	£5.55	£8.55	£17.85	£33.45	£3.11	50%	Sep-08
75	OXFORD	£2.45	£4.45	£5.65	£9.55	£15.95	£1.29*	£2.50	£5.50	£7.30	£11.00	£17.10	£1.24*</		

101	TONBRIDGE & MALLING	£2.80	£3.40	£5.60	£12.20	£23.20	£2.20	£4.20	£5.10	£8.40	£18.30	£34.80	£3.30	50%	Mar-08
102	WAVENEY	£2.60	£3.20	£5.60	£12.80	£24.80	£2.40	£3.00	£3.60	£6.60	£15.40	£30.00	£2.93	22.08%	Nov-07
103	WINCHESTER	£2.40	£3.80	£5.60	£11.60	£21.40	£1.98	£3.60	£5.70	£8.40	£17.40	£32.10	£2.90	50%	Mar-08
104	WORTHING	£3.00	£3.80	£5.60	£11.00	£20.00	£2.00	£4.00	£4.75	£7.50	£15.75	£29.50	£2.75	37.50%	Jun-10
105	YORK	£2.10	£3.90	£5.60	£10.70	£19.20	£1.69	£3.10	£4.70	£6.40	£11.50	£20.00	£1.69	80p	Jun-10
106	BRISTOL, CITY OF UA	£2.50	£3.90	£5.50	£10.10	£17.70	£1.52	£3.00	£4.80	£6.60	£12.00	£20.80	£1.78	17.11%	Oct-08
107	CHICHESTER	£3.00	£3.60	£5.50	£11.20	£20.70	£1.90	£3.75	£5.55	£8.25	£16.35	£29.85	£2.70	42.11%	Oct-08
108	COUNTY OF HERFORD	£2.60	£3.50	£5.50	£11.50	£21.60	£2.01	£3.90	£5.25	£8.25	£17.25	£32.40	£3.02	50%	Oct-08
109	DUDLEY	£1.50	£3.90	£5.50	£9.90	£17.50	£1.50	£2.00	£4.40	£6.00	£10.40	£18.00	£1.50	50p	Apr-08
110	DUMFRIES & GALLOWAY	£4.50	£4.50	£5.50	£11.50	£21.50	£2.00	£5.50	£5.50	£6.50	£12.50	£22.50	£2.00	£1	Jan-10
111	EAST STAFFORDSHIRE	£2.00	£3.70	£5.50	£11.10	£20.40	£1.85	£3.90	£4.70	£6.50	£12.10	£21.40	£1.85	£1	Aug-08
112	ELMBRIDGE	£3.50	£3.50	£5.50	£11.50	£21.50	£2.00	£4.50	£4.50	£7.25	£15.50	£29.25	£2.75	38%	Jan-08
113	HORSHAM	£3.40	£3.70	£5.50	£10.90	£19.80	£1.79	£5.10	£5.85	£8.25	£16.35	£29.70	£2.68	50%	Nov-08
114	LEICESTER	£2.50	£4.00	£5.50	£10.00	£17.50	£1.50	£3.00	£4.70	£6.50	£11.90	£20.90	£1.80	20%	Jan-11
115	NUNEATON & BEDWORTH	£2.70	£3.70	£5.50	£10.90	£19.70	£1.78	£3.70	£5.20	£7.90	£16.00	£29.20	£2.67	50%	Jan-11
116	RUSHCLIFFE	£3.50	£3.50	£5.50	£9.50	£21.50	£2.00	£3.50	£3.50	£5.50	£9.50	£21.50	£2.00	NIL	May-10
117	RUSHMOOR	£2.50	£3.30	£5.50	£11.70	£23.30	2.10*	£3.70	£4.90	£8.20	£17.50	£34.90	£3.09*	50%	Sep-10
118	STROUD	£2.20	£3.70	£5.50	£10.90	£19.90	£1.79	£3.00	£4.80	£6.90	£12.90	£23.10	£2.63	13.41%	Jul-08
119	THREE RIVERS	£2.60	£3.20	£5.50	£13.60	£27.00	£2.68	£3.00	£3.60	£5.90	£14.00	£27.40	£2.68	40p	Nov-10
120	TORRIDGE	£2.90	£3.50	£5.50	£11.50	£21.50	£2.00	£4.35	£5.25	£8.25	£17.25	£32.25	£3.00	50%	Apr-10
121	ASHFORD	£2.40	£3.60	£5.40	£11.00	£20.20	£1.83	£3.60	£5.40	£8.10	£16.50	£30.30	£2.75	50%	Apr-09
122	BRACKNELL FOREST	£3.00	£4.00	£5.40	£9.80	£17.20	£1.47	£4.50	£6.00	£8.10	£14.70	£25.80	£2.20	50%	Jul-08
123	CASTLE POINT	£2.60	£3.60	£5.40	£10.80	£19.80	£1.80	£3.60	£4.60	£6.40	£11.80	£20.80	£1.80	£1.80	Nov-08
124	CHELTENHAM	£2.00	£3.60	£5.40	£10.80	£19.80	£1.80	£2.50	£4.50	£6.75	£13.50	£24.75	£2.25	25%	Jul-08
125	COVENTRY	£2.80	£3.40	£5.40	£11.40	£21.20	£1.98	£3.60	£4.20	£6.20	£12.20	£22.00	£1.98	80p	Sep-08
126	DERBY	£2.00	£3.90	£5.40	£9.90	£17.40	1.50*	£2.50	£4.40	£5.50	£10.80	£18.80	1.60*	6.66%	Sep-08
127	EAST KILBRIDE	£2.50	£3.70	£5.40	£9.40	£16.00	£1.33	£3.10	£4.30	£6.00	£10.00	£16.60	£1.33	60p	Aug-10
128	FAREHAM	£2.20	£3.80	£5.40	£10.60	£19.00	£1.69	£3.30	£5.70	£9.10	£15.90	£28.50	£2.54	50%	Oct-08
129	GOSPORT	£2.80	£3.80	£5.40	£10.60	£19.00	£1.57	£4.20	£5.70	£8.10	£15.00	£27.00	£2.36	50.00%	Aug-10
130	GREAT YARMOUTH	£2.00	£3.60	£5.40	£10.60	£19.40	£1.76	£2.40	£4.40	£7.00	£14.40	£27.00	£2.51	42.61%	May-08
131	HAVANT	£2.40	£3.80	£5.40	£10.90	£17.60	£1.53	£3.60	£5.70	£8.10	£15.00	£26.40	£2.29	50.00%	Sep-08
132	ISLE OF WIGHT	£3.00	£3.80	£5.40	£10.20	£18.20	£1.60	£6.00	£7.60	£10.80	£20.40	£36.40	£3.20	100%	Mar-10
133	LINCOLN	£2.60	£4.00	£5.40	£9.60	£16.80	£1.56	£3.40	£5.20	£7.00	£12.40	£21.40	£1.99	27.56%	Jul-08
134	MILTON KEYNES	£2.40	£3.80	£5.40	£10.20	£19.20	£1.60	£3.60	£5.00	£6.60	£11.40	£19.20	£1.60	£1.20	Apr-08
135	NEWARK & SHERWOOD	£2.40	£3.60	£5.40	£10.60	£19.40	1.75*	£3.60	£5.40	£8.10	£15.90	£29.10	2.63*	50%	Oct-08
136	NORTH WARWICKS	£2.20	£3.60	£5.40	£10.80	£19.80	£1.80	£3.00	£4.95	£7.50	£15.15	£27.90	£2.55	42%	Feb-11
137	NOTTINGHAM	£2.00	£3.60	£5.40	£10.40	£19.00	£1.69	£2.00	£3.80	£5.80	£11.40	£21.20	£1.89	11.83%	Oct-09
138	PEMBROKE	£3.00	£3.00	£5.40	£12.60	£24.60	£2.40	£4.10	£4.10	£7.10	£16.10	£31.10	£3.00	25%	Feb-08
139	RUGBY	£2.30	£3.60	£5.40	£10.70	£19.60	£1.78	£2.80	£4.10	£5.90	£11.20	£20.10	£1.78	90p	Feb-09
140	SELBY	£3.50	£3.90	£5.40	£9.90	£17.40	£1.50	£3.70	£4.20	£5.90	£11.00	£19.50	£1.70	13.33%	Apr-11
141	SHEPWAY	£2.80	£3.80	£5.40	£10.20	£18.20	£1.60	£4.20	£5.70	£8.10	£15.30	£27.30	£2.40	50%	Oct-10
142	SOUTHEND-ON-SEA	£2.80	£3.80	£5.40	£11.20	£22.20	£2.19*	£5.00	£6.00	£7.60	£13.40	£24.40	£2.19*	£2.20	Oct-10
143	STRATFORD ON AVON	£2.20	£3.40	£5.40	£11.40	£21.40	£2.00	£3.30	£5.10	£7.90	£16.30	£30.30	£2.80	40%	Dec-08
144	SUFFOLK COASTAL	£3.20	£4.00	£5.40	£9.20	£15.80	£1.30	£3.70	£4.70	£6.10	£10.70	£18.10	£1.50	15.38%	Nov-08
145	TAMWORTH	£2.20	£3.60	£5.40	£10.80	£19.80	£1.80	£3.30	£5.40	£8.10	£16.20	£29.70	£2.70	50%	Jul-08
146	TEIGNBRIDGE	£2.40	£3.60	£5.40	£10.80	£19.80	£1.80	£3.60	£5.40	£8.10	£16.20	£29.70	£2.70	50%	Aug-08
147	TEWKESBURY	£2.40	£3.40	£5.40	£11.40	£21.40	£2.00	£3.40	£4.60	£7.00	£14.20	£26.20	£2.40	20%	Sep-08
148	WEST OXFORD	£2.00	£3.60	£5.40	£10.80	£19.80	£1.80	£3.00	£5.40	£8.10	£16.20	£29.70	£2.70	50%	Sep-07
149	BROXTOWE	£2.50	£3.38	£5.36	£11.19	£20.87	£1.95	£3.10	£4.22	£6.60	£14.02	£26.06	£2.43	25%	Nov-10
150	ARGYLE & BUTE	£2.50	£3.50	£5.30	£10.50	£19.30	£1.76	£3.00	£4.20	£6.20	£12.40	£22.80	£2.07	17.61%	Apr-08
151	BRADFORD	£2.00	£3.60	£5.30	£10.20	£18.50	£1.66	£2.00	£3.80	£5.60	£11.20	£20.40	£1.85	11.45%	Jan-09
152	BROMSGROVE	£3.50	£3.50	£5.30	£10.70	£19.50	£1.78	£2.80	£4.50	£6.30	£11.70	£20.50	£1.78	£1	Sep-08
153	CHESTER	£2.50	£3.90	£5.30	£9.70	£17.90	1.47*	£2.80	£4.20	£6.00	£10.80	£20.00	1.65*	12.24%	Jul-08
154	COTSWOLD	£2.80	£3.10	£5.30	£11.90	£22.90	£2.20	£3.20	£3.59	£6.19	£13.99	£26.99	£2.60	18.18%	Oct-08
155	HASTINGS	£2.60	£3.90	£5.30	£9.40	£16.30	£1.37	£3.20	£5.20	£7.40	£13.60	£24.00	£2.10	64%	Jul-10
156	HUNTINGDONSHIRE	£2.50	£3.90	£5.30	£9.50	£16.50	£1.40	£2.50	£4.40	£6.30	£12.00	£21.50	£1.89	31%	Jan-09
157	ISLE OF MAN	£2.50	£3.70	£5.30	£9.70	£18.50	£1.49	£3.30	£5.10	£7.10	£13.50	£25.90	£2.13	42.95%	Apr-10
158	LUTON	£3.00	£3.50	£5.30	£10.80	£19.80	£1.81	£4.00	£4.90	£7.20	£14.10	£25.60	£2.30	27.07%	Apr-09
159	MANCHESTER	£2.30	£3.70	£5.30	£10.10	£18.30	£1.64	£2.80	£4.80	£7.00	£13.40	£24.40	£2.19	33.54%	Apr-10
160	NORTH SOMERSET	£2.50	£3.90	£5.30	£9.90	£17.70	£1.53	£3.30	£5.05	£6.80	£12.55	£22.30	£1.91	24.84%	Aug-10
161	PENWITH	£2.60	£3.50	£5.30	£10.70	£19.70	£1.80	£3.00	£4.35	£7.05	£15.15	£28.65	£2.70	50%	Jul-08
162	RIBBLE VALLEY	£3.30	£3.30	£5.30	£11.30	£21.30	£2.00	£4.65	£4.65	£7.65	£16.65	£31.65	£3.00	50.00%	Oct-08
163	TANDRIDGE	£3.20	£3.20	£5.30	£11.00	£20.30	£1.90	£3.60	£3.60	£6.30	£13.80	£26.10	£2.50	31.58%	Aug-08
164	TENDRING	£2.60	£3.80	£5.30	£9.80	£17.30	£1.50	£3.90	£5.70	£7.95	£14.70	£25.95	£2.25	50%	Aug-08
165	THURROCK	£2.30	£3.70	£5.30	£10.10	£20.90	1.63*	£3.30	£5.40	£7.80	£15.00	£29.70	2.45*	50%	Aug-08
166	VALE OF GLAMORGAN	£3.60	£3.50	£5.30	£10.70	£19.70	£1.80	£2.80	£3.85	£5.95	£12.25	£22.75	£2.10	16.67%	Aug-08
167	WYRE	£2.50	£3.70	£5.30	£10.10	£19.10	£1.60	£2.60	£4.40	£6.40	£12.80	£23.20	£2.10	31.25%	Dec-08
168	SEDFIELD	£2.20	£3.46	£5.28	£10.60	£19.56	£1.76	£2.75	£4.37	£6.71	£13.55	£25.07	£2.30	30.68%	Nov-05
169	ABERDEEN	£2.40	£3.20	£5.20	£10.80	£20.00	£1.85	£3.40	£4.20	£6.20	£11.80	£21.00	£1.85	£1	Nov-08
170	BOLTON	£2.00	£3.40	£5.20	£10.80	£20.00	£1.85	£2.60	£3.80	£6.00	£13.00	£24.80	£2.35	27.02%	Sep-08
171	BRAINTREE	£2.60	£3.60	£5.20	£9.90	£17.90	£1.59	£3.90	£5.40	£7.80	£14.85	£26.85	£2.38	50%	Jul-08
172	BURY	£1.90	£3.10	£5.20	£11.50	£22.00	£2.10	£2.30	£3.70	£6.20	£13.70	£26.20	£2.50	19.05%	Jul-08
173	CARDIFF	£2.00	£3.60	£5.20	£10.20	£18.40	£1.64	£3.00	£4.60	£6.20	£11.20	£19.40	£1.64	£1	Dec-08
174	CARMARTHENSHIRE	£2.20	£3.20	£5.20	£11.20	£21.20	£2.00	£2.40	£3.65	£6.15	£13.65	£26.15	£2.50	25%	Aug-08
175	CHILTERN	£3.00	£3.40	£5.20	£10.60	£19.60	£1.80	£4.50	£5.10	£7.80	£15.90	£29.40	£2.70	50%	Nov-08
176	DENBIGHSHIRE	£2.10	£3.60	£5.20	£10.00	£18.00	£1.60	£2.30							

201	BROXBOURNE	£2.90	£3.50	£5.10	£10.00	£18.20	£1.64	£4.35	£5.25	£7.65	£15.00	£27.30	£2.46	50%	Dec-10
202	CARLISLE	£2.50	£3.10	£5.10	£11.10	£21.10	£2.00	£3.50	£4.30	£6.80	£14.80	£28.30	£2.66	33%	Oct-10
203	EDEN	£2.30	£2.90	£5.10	£11.70	£22.70	£2.20	£3.45	£4.35	£7.65	£17.55	£34.05	£3.30	50%	Aug-08
204	FYLDE	£2.30	£3.50	£5.10	£9.70	£17.50	£1.54	£2.60	£4.20	£6.20	£12.00	£21.60	£1.92	24.59%	May-09
205	MID BEDFORDSHIRE	£3.00	£3.30	£5.10	£10.50	£19.50	£1.80	£4.50	£4.95	£7.65	£15.75	£29.25	£2.70	50%	Jun-08
206	NEWPORT	£3.00	£3.50	£5.10	£9.80	£17.70	£1.57	£4.00	£4.50	£6.10	£10.80	£18.70	£1.57	£1	Oct-10
207	PERTH & KINROSS	£2.80	£3.60	£5.10	£9.60	£17.10	£1.50	£3.50	£4.50	£6.40	£12.00	£21.30	£1.87	24.66%	Nov-08
208	RYDALE	£3.00	£3.40	£5.10	£10.20	£18.70	£1.70	£3.60	£4.00	£6.00	£12.00	£22.00	£2.00	17.65%	Apr-09
209	SOUTH BEDFORDSHIRE	£3.00	£3.30	£5.10	£10.50	£19.50	£1.80	£4.50	£4.95	£7.65	£15.75	£29.25	£2.70	50%	Jan-09
210	SOUTH STAFFORDSHIRE	£3.50	£3.50	£5.10	£9.90	£17.90	£1.60	£4.40	£4.40	£6.40	£12.40	£22.40	£2.00	25%	May-09
211	TRAFFORD	£2.00	£3.10	£5.10	£11.10	£21.10	£2.00	£2.60	£4.00	£6.76	£14.76	£28.06	£2.66	33%	Oct-08
212	WALSALL	£2.50	£3.60	£5.10	£9.60	£17.10	£1.50*	£3.25	£4.29	£5.85	£11.70	£21.45	£1.95*	25%	Aug-08
213	WORCESTER	£2.90	£3.30	£5.10	£9.90	£17.90	£1.60	£3.90	£4.50	£6.90	£13.50	£24.90	£2.25	40.63%	Jul-08
214	CHERWELL	£2.00	£3.32	£5.08	£10.36	£19.16	£1.76	£2.30	£3.74	£5.66	£11.42	£21.02	£1.92	9.09%	Sep-08
215	SALFORD	£2.20	£3.52	£5.06	£9.90	£18.04	£1.61	£2.30	£3.90	£5.70	£11.50	£20.90	£1.89	17.39%	Jan-08
216	KINGS LYNN & W. NORFOLK	£3.40	£3.40	£5.05	£10.00	£18.25	£1.65	£5.10	£5.10	£7.65	£15.00	£27.45	£2.47	50%	Aug-10
217	SOUTH HOLLAND	£2.20	£3.55	£5.05	£9.55	£17.05	£1.50	£3.20	£5.00	£7.00	£13.00	£23.00	£2.00	33.33%	Oct-08
218	SWANSEA	£1.80	£3.30	£5.05	£10.30	£19.05	£1.75	£2.10	£3.90	£6.00	£12.30	£22.80	£2.10	20%	Oct-08
219	WEAR VALLEY	£2.53	£3.61	£5.05	£9.25	£16.21	£1.41	£3.11	£4.64	£6.68	£12.63	£22.49	£1.99	41.34%	Nov-08
220	BURY ST EDMUNDS	£3.20	£3.62	£5.02	£9.22	£16.22	£1.40	£4.80	£5.43	£7.53	£13.83	£24.33	£2.10	50%	Apr-08
221	BASILDON	£2.20	£3.40	£5.00	£10.00	£19.60	1.95*	£3.80	£5.00	£6.60	£11.60	£21.20	£1.95*	£1.60	Nov-08
222	DACORUM	£2.60	£3.40	£5.00	£9.80	£17.80	£1.60	£3.90	£5.10	£7.50	£14.70	£26.70	£2.40	50%	Apr-08
223	DAVENTRY	£1.80	£3.00	£5.00	£11.00	£21.00	£2.00	£2.00	£4.00	£7.00	£16.00	£31.00	£3.00	50%	Dec-07
224	DUNDEE **	£2.60	£3.60	£5.00	£9.20	£16.20	£1.41	£3.60	£4.60	£6.00	£9.80	£17.20	£1.41	£1	Nov-10
225	EAST RIDING	£2.20	£3.60	£5.00	£9.40	£16.80	£1.48	£2.40	£4.20	£6.20	£12.20	£21.80	£1.95	31.57%	Aug-08
226	EREWASH	£3.00	£3.00	£5.00	£11.00	£21.00	£2.00	£3.40	£3.40	£5.90	£13.40	£25.90	£2.50	25%	Apr-08
227	FOREST HEATH	£2.40	£3.40	£5.00	£9.80	£18.00	£1.61	£2.90	£4.10	£6.10	£12.50	£23.10	£2.11	30.54%	Aug-10
228	KENNET	£3.00	£3.00	£5.00	£10.80	£20.20	£1.90	£4.50	£4.50	£7.50	£16.20	£30.30	£2.85	50%	Oct-08
229	NORTH EAST LINCOLNSHIRE	£2.00	£3.50	£5.00	£9.50	£17.00	£1.50	£2.20	£4.10	£6.00	£11.70	£21.20	£1.90	26.66%	Sep-08
230	NORTH SHROPSHIRE	£3.30	£3.30	£5.00	£10.10	£18.60	£1.70	£4.95	£4.95	£7.50	£15.15	£27.90	£2.55	50%	May-08
231	NORTH WEST LEICESTER	£3.40	£3.40	£5.00	£9.80	£17.80	£1.60	£4.90	£4.50	£6.81	£13.11	£23.82	£2.13	33%	Jul-08
232	OSWESTRY	£3.50	£3.50	£5.00	£9.50	£17.00	£1.50	£5.00	£5.00	£7.00	£13.00	£23.00	£2.00	25%	Apr-10
233	PETERBOROUGH	£3.30	£3.30	£5.00	£10.10	£16.50	£1.70	£3.30	£3.30	£5.00	£10.10	£16.50	£1.70	NIL	Jul-08
234	SHETLAND ISLANDS	£3.00	£3.40	£5.00	£9.80	£17.80	£1.60	£3.50	£4.00	£6.00	£12.00	£22.00	£2.00	20.00%	May-10
235	SOUTH AYRSHIRE	£2.60	£3.20	£5.00	£10.40	£19.40	£1.80	£3.60	£4.20	£6.00	£11.40	£20.40	£1.80	£1	Dec-08
236	SOUTH BUCKINGHAM	£3.00	£3.00	£5.00	£10.25	£19.00	£1.75	£4.50	£4.50	£7.25	£15.25	£28.25	£2.63	50%	Aug-10
237	SOUTH LAKELAND	£3.00	£3.00	£5.00	£11.00	£21.00	£2.00	£4.50	£4.50	£7.50	£16.15	£31.50	£3.00	50%	May-10
238	SOUTH LANARKSHIRE(clydsle)	£3.00	£3.00	£5.00	£11.00	£21.00	£2.00	£4.00	£4.00	£6.70	£14.70	£28.00	£2.67	33%	Oct-08
239	SOUTH NORTHANTS	£3.40	£3.40	£5.00	£9.80	£17.80	£1.60	£5.10	£5.10	£7.50	£10.35	£14.70	£2.40	50%	Oct-08
240	SUNDERLAND	£2.40	£3.60	£5.00	£9.00	£15.60	£1.33	£2.80	£4.40	£6.20	£11.40	£20.00	£1.72	29.27%	Dec-10
241	TEST VALLEY	£3.40	£3.40	£5.00	£9.80	£17.80	£1.60	£5.10	£5.10	£7.50	£14.70	£26.70	£2.40	50%	Mar-11
242	THANET	£3.00	£3.80	£5.00	£9.20	£16.20	£1.28	£4.99	£5.50	£7.00	£13.00	£22.60	£1.76	37.5%	Apr-07
243	WARWICK	£3.40	£3.40	£5.00	£9.80	£17.80	£1.60	£5.10	£5.10	£7.50	£14.70	£26.70	£2.40	50%	Apr-08
244	WEST LOTHIAN	£2.20	£3.60	£5.00	£9.20	£16.20	£1.40	£2.80	£4.00	£5.40	£9.60	£16.60	£1.40	40p	Oct-08
245	WINDSOR & MAIDENHEAD	£2.60	£3.40	£5.00	£9.80	£17.80	£1.60	£3.90	£5.10	£7.50	£14.70	£26.70	£2.40	50%	Apr-08
246	WIRRAL	£2.80	£3.60	£5.00	£9.00	£15.80	£1.35	£3.30	£4.10	£5.70	£10.50	£18.70	£1.61	18.75%	Dec-10
247	WYCHAVON	£3.00	£3.40	£5.00	£10.00	£15.00	£1.60	£4.50	£5.10	£7.50	£15.00	£27.00	£2.40	50%	Mar-08
248	STOKE ON TRENT UA	£3.00	£3.30	£4.95	£9.90	£18.15	£1.65	£4.00	£4.40	£6.60	£13.20	£24.20	£2.20	33.33%	Oct-10
249	ANGUS	£3.00	£3.10	£4.90	£10.20	£19.00	£1.76	£3.30	£3.90	£5.80	£11.70	£22.20	£1.96	25%	Jul-10
250	CALDERDALE	£1.90	£3.00	£4.90	£10.60	£20.00	£1.89	£2.00	£3.50	£5.60	£12.10	£22.80	£2.15	13.33%	Feb-11
251	CASTLE MORPETH	£2.20	£3.50	£4.90	£9.00	£15.90	£1.38	£2.30	£3.90	£5.70	£10.80	£19.50	£1.73	25.49%	Jan-09
252	CHESTER-LE-STREET	£2.40	£3.40	£4.90	£9.40	£16.90	£1.50	£2.80	£4.40	£6.20	£11.60	£20.60	£1.80	12.50%	Dec-08
253	CLYDEBANK	£2.20	£3.20	£4.90	£10.00	£18.50	£1.70	£2.70	£3.70	£5.50	£10.90	£19.90	£1.80	5.86%	Aug-08
254	DURHAM	£2.50	£3.40	£4.90	£9.40	£16.90	£1.50	£3.30	£4.00	£5.90	£11.60	£21.10	£1.90	26.67%	Aug-08
255	FLINTSHIRE	£3.10	£3.10	£4.90	£9.70	£17.90	£1.63	£3.41	£3.41	£5.39	£10.67	£19.69	£1.79	10%	Sep-08
256	HALTON	£2.10	£3.30	£4.90	£9.30	£16.90	£1.50	£2.90	£4.40	£6.40	£12.40	£22.40	£2.00	33.33%	Aug-10
257	NORTH KESTEVEN	£2.00	£3.40	£4.90	£9.40	£16.90	£1.50	£3.30	£5.10	£7.35	£14.10	£25.35	£1.95	50%	Jun-08
258	NORTH NORFOLK	£3.00	£3.20	£4.90	£9.80	£18.10	£1.65	£4.50	£4.80	£7.30	£14.70	£27.10	£2.48	50.30%	Feb-11
259	ROSSENDALE	£2.50	£2.90	£4.90	£10.90	£20.90	£2.19	£3.75	£4.35	£7.35	£16.35	£31.35	£3.28	50%	Jul-08
260	STAFFORD	£2.50	£3.70	£4.90	£8.90	£16.50	£1.50	£3.75	£5.55	£7.35	£13.35	£24.75	£2.59	50%	Sep-08
261	WANSBECK	£1.90	£3.20	£4.90	£10.10	£18.70	£1.73	£2.40	£4.00	£6.20	£12.80	£23.80	£2.20	27.17%	Sep-08
262	ALLERDALE	£2.90	£2.90	£4.85	£10.70	£20.45	£1.95	£4.35	£4.35	£7.83	£16.53	£31.03	£2.92	50%	Mar-10
263	CEREDIGION	£2.60	£3.35	£4.85	£9.35	£16.85	£1.50	£3.00	£4.05	£6.15	£12.45	£22.95	£2.10	40%	Jan-08
264	EDINBURGH	£1.60	£3.10	£4.85	£9.85	£19.60	£1.66*	£2.70	£4.20	£5.95	£10.95	£20.70	£1.66*	£1.10	Jan-09
265	ASHFIELD	£3.00	£3.00	£4.80	£10.20	£19.20	£1.80	£4.00	£4.00	£6.20	£12.60	£23.40	£2.15	19.44%	Dec-10
266	BEDFORD	£3.20	£3.20	£4.80	£9.60	£17.60	£1.60	£4.20	£4.20	£5.80	£10.60	£18.60	£1.60	£1	May-08
267	BRECKLAND	£3.00	£3.00	£4.80	£10.20	£19.20	£1.80	£4.50	£4.50	£7.20	£15.30	£28.80	£2.70	50%	Feb-06
268	CAERPHILLY	£3.00	£3.00	£4.80	£10.20	£19.20	£1.80	£3.50	£3.50	£5.50	£11.50	£21.50	£2.00	11.11%	Aug-10
269	CLACKMANNAN	£1.80	£3.00	£4.80	£10.20	£19.20	£1.80	£2.40	£4.00	£6.40	£13.60	£25.60	£2.40	33%	Dec-08
270	CONWY	£2.60	£2.60	£4.80	£11.40	£22.40	£2.20	£3.90	£3.90	£7.20	£17.10	£33.60	£3.30	50%	Aug-08
271	DERWENTSIDE	£2.00	£3.20	£4.80	£9.60	£17.60	£1.60	£2.40	£3.80	£5.60	£11.00	£20.00	£1.80	12.50%	Aug-08
272	DONCASTER	£2.10	£3.30	£4.80	£9.30	£16.80	£1.50	£2.55	£3.40	£5.10	£10.20	£18.70	£1.70	13.33%	Oct-08
273	GATEHEAD	£2.00	£3.40	£4.80	£8.80	£15.80	£1.39	£2.50	£4.10	£5.90	£11.10	£19.70	£1.73	24.5%	Oct-08
274	HINCKLEY & BOSWORTH	£2.40	£3.20	£4.80	£9.60	£17.60	£1.60	£3.50	£4.70	£7.10	£14.30	£26.30	£2.40	50%	Aug-07
275	LICHFIELD	£3.00	£3.00	£4.80	£10.20	£19.20	£1.80	£4.50	£4.50	£7.00	£14.50	£27.00	£2.50	38.89%	Jan-09
276	LIVERPOOL	£2.00	£3.40	£4.80	£9.40	£15.00	1.52*	£2.50	£4.25						

301	CHESTERFIELD	£2.25	£3.15	£4.65	£9.15	£16.65	£1.50	£3.00	£4.20	£6.20	£12.20	£22.20	£2.00	33.33%	Jul-08
302	NORTH EAST DERBYSHIRE	£2.25	£3.15	£4.65	£9.15	£16.65	£1.50	£3.00	£4.20	£6.20	£12.20	£22.20	£2.00	33.33%	Jul-08
303	WEST LINDSEY	£2.40	£3.24	£4.64	£8.84	£15.84	£1.40	£3.40	£4.45	£6.20	£11.45	£20.20	£1.75	25%	Mar-08
304	REDDITCH	£2.62	£3.32	£4.62	£8.52	£15.02	£1.30	£3.87	£4.57	£5.87	£9.77	£16.27	£1.30	£1.25	Jan-09
305	BARROW IN FURNESS	£2.00	£2.80	£4.60	£10.00	£19.00	£1.80	£3.03	£4.29	£6.90	£15.00	£28.50	£2.70	50%	Apr-08
306	BLABY	£2.80	£3.40	£4.60	£8.20	£14.20	£1.20	£3.10	£3.70	£4.90	£8.50	£14.50	£1.20	30p	Aug-07
307	BLYTH VALLEY	£2.00	£3.20	£4.60	£8.80	£15.80	£1.40	£2.40	£3.80	£5.40	£10.40	£18.80	£1.68	20.00%	Aug-08
308	CHORLEY	£2.20	£3.00	£4.60	£9.40	£17.40	£1.60	£3.30	£4.50	£6.90	£14.10	£26.10	£2.40	50%	Oct-08
309	GLASGOW	£2.20	£3.00	£4.60	£9.00	£16.40	£1.48	£3.00	£3.80	£5.40	£9.80	£17.20	£1.48	80p	Aug-10
310	HAMBLETON	£2.70	£2.70	£4.60	£10.30	£19.80	£1.90	£4.05	£4.05	£6.90	£15.45	£29.70	£2.85	50%	Mar-08
311	KINGSTON-UPON-HULL	£2.00	£3.30	£4.60	£8.50	£15.00	£1.30	£2.00	£3.60	£5.30	£10.30	£18.70	£1.68	29.23%	Jun-08
312	MELTON	£2.50	£3.20	£4.60	£8.80	£15.80	£1.40	£3.00	£4.00	£5.80	£11.30	£20.40	£1.83	30.71%	Dec-08
313	RICHMONDSHIRE	£2.35	£3.10	£4.60	£9.10	£16.45	£1.48	£3.40	£4.40	£6.40	£12.40	£22.20	£1.98	33%	Oct-09
314	ROCHDALE	£1.60	£2.80	£4.60	£10.00	£19.00	£1.80	£2.00	£3.75	£5.75	£12.50	£23.75	£2.25	25%	Jan-06
315	TAMESIDE	£2.00	£3.00	£4.60	£9.60	£17.80	£1.64	£2.50	£4.10	£6.10	£12.50	£23.30	£2.13	29.87%	Feb-08
316	WYCOMBE	£1.70	£3.10	£4.60	£9.30	£17.00	£1.54	£2.10	£3.80	£5.80	£11.70	£21.40	£1.96	27.27%	Apr-10
317	WYRE FOREST	£2.50	£3.20	£4.60	£8.80	£15.80	£1.40	£3.75	£4.80	£6.90	£13.20	£23.70	£2.10	50%	May-08
318	CRAVEN	£2.23	£3.03	£4.53	£9.03	£16.53	£1.49	£2.56	£3.56	£5.36	£10.76	£19.76	£1.79	20.13%	Oct-08
319	ALNWICK	£2.25	£3.00	£4.50	£9.00	£16.50	£1.50	£2.81	£3.89	£5.69	£11.27	£20.63	£1.87	25%	Jun-08
320	BADENFACH & STRATHSPEY	£2.50	£3.20	£4.50	£9.30	£14.70	£1.28	£3.00	£4.30	£6.10	£11.00	£20.80	£1.83	42.96%	Nov-09
321	BRIDGEND	£2.25	£3.00	£4.50	£9.00	£16.50	£1.50	£3.00	£3.90	£5.70	£11.10	£20.10	£1.80	20%	Dec-07
322	BURNLEY	£2.50	£2.90	£4.50	£9.30	£17.30	£1.60	£3.00	£3.60	£5.80	£12.40	£23.40	£2.20	37.50%	Jul-08
323	CAITHNESS (Highlands)	£2.50	£3.20	£4.50	£8.30	£14.70	£1.28	£3.00	£4.30	£6.10	£11.60	£20.80	£1.83	42.96%	Nov-09
324	ELLESMERE PORT	£2.00	£3.10	£4.50	£8.90	£16.10	£1.45	£2.50	£3.90	£5.70	£11.10	£20.20	£1.81	25%	Mar-08
325	INVERNESS (Highlands)	£2.50	£3.20	£4.50	£8.30	£14.70	£1.28	£3.00	£4.30	£6.10	£11.60	£20.80	£1.83	42.96%	Nov-09
326	LANCASTER	£2.30	£3.10	£4.50	£8.90	£16.30	£1.47	£3.30	£4.50	£6.60	£13.20	£24.30	£2.20	50%	Sep-08
327	LOCHABER (Highland)	£2.50	£3.20	£4.50	£8.30	£14.70	£1.28	£3.00	£4.30	£6.10	£11.60	£20.80	£1.83	42.96%	Nov-09
328	MANSFIELD	£2.40	£3.10	£4.50	£8.70	£15.70	£1.40	£3.10	£4.15	£6.10	£11.95	£21.70	£1.95	39.29%	Oct-08
329	MERTHYR TYDFIL	£3.00	£3.00	£4.50	£9.00	£16.50	£1.50	£4.00	£4.00	£6.20	£12.80	£23.80	£2.20	46.67%	Aug-08
330	NAIRN (Highlands)	£2.50	£3.20	£4.50	£8.30	£14.70	£1.28	£3.00	£4.30	£6.10	£11.60	£20.80	£1.83	42.96%	Nov-09
331	POWYS	£3.00	£3.00	£4.50	£9.00	£16.50	£1.50	£3.50	£3.50	£5.50	£11.50	£21.50	£2.00	25%	Jun-09
332	ROSS & CROMARTY (Hglnds)	£2.50	£3.20	£4.50	£8.30	£14.70	£1.28	£3.00	£4.30	£6.10	£11.60	£20.80	£1.83	42.96%	Nov-09
333	SKYE & LOCHALSH (Hglnds)	£2.50	£3.20	£4.50	£8.30	£14.70	£1.28	£3.00	£4.30	£6.10	£11.60	£20.80	£1.83	42.96%	Nov-09
334	STOCKTON ON TEES	£2.50	£3.20	£4.50	£8.40	£14.80	£1.29	£2.80	£3.85	£5.80	£11.65	£21.25	£1.94	50.35%	Jun-08
335	SUTHERLAND (Highlands)	£2.50	£3.20	£4.50	£8.30	£14.70	£1.28	£3.00	£4.30	£6.10	£11.60	£20.80	£1.83	42.96%	Nov-09
336	BLACKBURN	£2.15	£2.95	£4.45	£8.95	£16.45	£1.50	£2.25	£3.25	£4.95	£10.05	£18.55	£1.70	13.33%	Jul-08
337	AMBER VALLEY	£2.60	£2.60	£4.40	£9.80	£18.80	£1.80	£3.90	£3.90	£6.60	£14.70	£28.20	£2.70	50%	Sep-06
338	DUMBARTON	£2.60	£2.80	£4.40	£9.20	£17.20	£1.60	£2.50	£3.40	£5.20	£10.60	£19.60	£1.80	12.5%	Apr-08
339	EAST NORTHANTS	£2.30	£3.00	£4.40	£8.40	£15.20	£1.35	£3.45	£4.50	£6.60	£12.60	£22.80	£2.02	50%	Nov-08
340	EAST RENFREW	£2.80	£2.90	£4.40	£6.60	£15.60	£1.40	£3.30	£3.40	£4.90	£9.10	£16.10	£1.40	50p	Aug-08
341	KIRKLEES	£2.00	£3.00	£4.40	£8.60	£15.50	£1.40	£2.50	£3.70	£5.50	£10.90	£19.90	£1.80	28.57%	Oct-06
342	NORTH AYRSHIRE	£2.50	£2.90	£4.40	£8.90	£15.20	£1.50	£3.00	£3.50	£5.30	£10.70	£19.70	£1.80	20%	Oct-10
343	GADBY & WIGSTON	£3.00	£3.00	£4.40	£6.60	£15.60	£1.40	£4.00	£4.00	£6.22	£11.77	£21.02	£1.86	33.00%	Sep-07
344	ORKNEY ISLANDS	£3.00	£3.00	£4.40	£8.60	£15.60	£1.40	£3.50	£3.50	£5.10	£9.90	£17.90	£1.60	14.29%	Apr-10
345	PENDLE	£3.00	£3.00	£4.40	£8.60	£15.60	£1.40	£3.50	£3.50	£5.00	£9.50	£17.00	£1.50	7.14%	Jan-08
346	REDCAR & CLEVELAND	£2.90	£2.90	£4.40	£8.90	£16.40	£1.50	£3.40	£4.40	£6.40	£12.40	£22.80	£2.02	50%	Jul-08
347	RUTHERGLEN	£2.20	£3.00	£4.40	£8.40	£15.00	£1.33	£2.80	£3.60	£5.00	£9.00	£15.60	£1.33	60p	Dec-08
348	SEFTON	£1.60	£3.00	£4.40	£8.40	£15.20	£1.35*	£2.00	£3.75	£5.50	£10.50	£19.00	£1.69*	25.19%	Oct-08
349	SOUTH TYNESIDE	£2.00	£3.00	£4.40	£9.00	£16.40	£1.49	£2.20	£3.80	£5.60	£10.80	£19.20	£1.71	14.77%	Nov-07
350	WELLINGBOROUGH	£2.00	£3.00	£4.40	£8.60	£15.60	£1.40	£3.00	£4.50	£6.60	£12.90	£23.40	£2.10	50%	Dec-08
351	AYLESBURY VALE	£3.00	£3.00	£4.30	£8.20	£16.20	£1.30*	£3.75	£3.75	£5.45	£10.35	£20.25	£1.65	25%	Jul-10
352	BERWICK ON Tweed	£1.70	£3.00	£4.30	£8.20	£14.70	£1.30	£2.20	£3.80	£4.80	£8.70	£15.20	£1.30	50p	Jan-09
353	CONGLETON	£2.50	£2.50	£4.30	£9.70	£18.70	£1.80	£3.75	£3.75	£6.45	£14.55	£28.05	£2.70	50%	Apr-08
354	COPELAND	£2.70	£2.70	£4.30	£9.10	£17.10	£1.60	£4.05	£4.05	£6.45	£13.65	£25.65	£2.40	50%	Jul-08
355	FALKIRK	£1.80	£2.70	£4.30	£9.20	£17.30	£1.63	£2.25	£3.25	£5.35	£11.45	£21.65	£2.04	25%	Feb-11
356	MIDDLESBROUGH	£2.80	£2.80	£4.30	£8.80	£16.30	£1.50	£2.80	£2.80	£4.30	£8.80	£16.30	£1.50	NIL	Jun-08
357	DERBYSHIRE DALES	£2.75	£2.75	£4.25	£8.75	£16.25	£1.50	£4.13	£4.13	£6.38	£13.13	£24.38	£2.25	50%	Sep-07
358	VALE ROYAL	£2.50	£2.50	£4.25	£9.50	£18.25	£1.75	£3.60	£6.10	£13.60	£26.10	£2.50	42.85%	Aug-10	
359	INVERCLYDE	£2.20	£2.80	£4.20	£8.20	£15.00	£1.35	£2.30	£2.90	£4.30	£8.50	£15.40	£1.39	2.36%	Nov-10
360	KNOWSLEY	£1.80	£3.00	£4.20	£8.60	£16.80	£1.61*	£2.25	£3.75	£5.25	£10.75	£21.00	£2.01*	24.84%	Nov-08
361	NEWCASTLE-U-LYME	£2.20	£2.90	£4.20	£8.00	£14.30	£1.26	£3.00	£4.05	£5.70	£10.65	£18.90	£1.65	30.95%	Aug-08
362	NORTH LANARKSHIRE (south)	£1.80	£2.60	£4.20	£9.00	£17.00	£1.60	£2.80	£3.60	£5.20	£10.00	£18.00	£1.60	£1	Dec-08
363	ST. HELENS	£1.40	£2.60	£4.20	£9.00	£17.00	£1.61	£1.50	£2.90	£4.70	£10.40	£19.90	£1.89	17.39%	Mar-08
364	TELFORD & WREKIN	£2.00	£3.00	£4.20	£7.80	£13.80	£1.20	£2.50	£4.00	£5.80	£11.20	£20.20	£1.50	25%	Feb-06
365	WEST LANCASHIRE	£2.30	£3.00	£4.20	£7.90	£13.90	£1.21	£2.90	£3.74	£5.18	£9.62	£13.90	£1.46	20.66%	Jul-08
366	WESTERN ISLES	£2.60	£2.92	£4.20	£8.04	£14.44	£1.28	£3.25	£3.65	£5.25	£10.05	£18.05	£1.60	25%	Apr-07
367	YNYS MON	£2.20	£2.20	£4.20	£10.20	£20.20	£2.00	£3.30	£3.30	£6.30	£15.30	£30.30	£3.00	50%	Jan-06
368	EASINGTON	£1.60	£2.72	£4.12	£8.18	£15.04	£1.37	£2.40	£4.08	£6.18	£12.27	£22.56	£1.83	33%	Feb-07
369	CORBRY	£1.70	£2.60	£4.10	£8.50	£15.90	£1.48*	£2.55	£3.90	£6.15	£12.75	£23.85	£2.22*	50%	Nov-07
370	SOUTH SHROPSHIRE	£3.00	£3.90	£4.10	£7.40	£12.90	£1.10	£4.50	£4.50	£6.15	£11.10	£19.35	£1.65	50%	Apr-05
371	FENLAND	£3.14	£3.14	£4.01	£8.36	£15.61	£1.45	£4.71	£6.43	£12.88	£23.63	£23.63	£2.17	50%	Apr-08
372	EAST DUNBARTONSHIRE	£2.00	£2.80	£4.00	£8.00	£14.40	£1.30	£3.50	£4.30	£5.50	£9.50	£15.90	£1.30	£1.50	Dec-07
373	HAMILTON	£2.00	£2.80	£4.00	£8.00	£14.80	£1.33	£2.60	£3.40	£4.60	£8.60	£15.40	£1.33	60p	Mar-07
374	NORTH LANARKSHIRE (central)	£2.00	£2.40	£4.00	£8.80	£16.80	£1.60	£3.00	£3.40	£5.00	£9.80	£17.80	£1.60	£1	Dec-08
375	NORTH LANARKSHIRE (north)	£2.00	£2.40	£4.00	£8.40	£16.90	£1.50	£3.00	£3.40	£5.00	£9.40	£17.00	£1.50	£1	Dec-06
376	WAKEFIELD	£2.00	£2.60	£4.00	£8.20	£15.20									

Appendix 2: Baxter Rates from 2010 to 2011 (Accessed 18 April 2011- BCIS)

Price Adjustment Formulae Indices
(Civil Engineering) Series 2

Calculation for increase in Table of Fares charged by Hackney Carriages
Indexing of rates

Sources:-


DETR Price Adjustment Formulae for Construction Contracts
(Civil Engineering Formulae, Indices nos. 1, 2 & 8)

Proportions			BASE 2010 March	NOW 2011 March	
Labour (No.1)	50		1869	1869	
Plant provision and maintenance (No. 2)	20		1268	1282	
Deriv (No. 8)	30		2104	2483	
Total	100				
Calculation for increase in Table of Fares charged by Hackney Carriages					
Labour (No.1)	0.5	x	1869	1869	0
Plant (No. 2)	0.2	x	1282	1268	0.2
Deriv (No. 8)	0.3	x	2483	2104	5.4
			2104		
					=
					5.6
					%
Proposed increase in two mile journey as charged by Table of Fares for Hackney Carriages	£	5.20	x	5.6% (6%)	£
					0.31p

APPENDIX 3: Example Job Adverts

Some current examples (although not in CDC area) can be seen below including the source of information.

TAXI DRIVER

Company: Door To Door Private Hire 

Salary: £7.00 PER HOUR

Location: Selby, North Yorkshire

Must have Selby District Taxi Licence and North Yorkshire School Run Badge. Must be reliable and have a friendly manner. Previous experience would be an advantage. Duties to include picking up children for school runs during the week, ensure vehicle...

3 days ago - from: Directgov

[Add to shortlist](#) - [Block](#) - [Flag](#) - [More options...](#)

TAXI DRIVER / HACKNEY DRIVER

Company: Wrexham Prestige Taxis 

Salary: NMW POSSIBLE EARNINGS UPTO £350 PER WEEK

Location: WREXHAM

This is a self employed vacancy. Self-employed people are responsible for paying their own National Insurance contributions and Tax. For information on how benefits are affected and whether entitlement may be lost, speak to a Jobcentre Plus Adviser.

Driving...

4 days ago - from: Directgov

[Add to shortlist](#) - [Block](#) - [Flag](#) - [More options...](#)

Taxi DriverCompany: County Cars/Carbite taxis 

Salary: £400 per week plus

Location: Portishead, Bristol, Avon

This is a self employed vacancy. Self-employed people are responsible for paying their own National Insurance contributions and Tax. For information on how benefits are affected and whether entitlement may be lost, speak to a Jobcentre Plus Adviser. ...

5 days ago - from: Directgov

[Add to shortlist](#) - [Block](#) - [Flag](#) - [More options...](#)**TAXI DRIVER**Company: Craig Billham Executive Travel 

Salary: £6.00 PER HOUR

Location: Ayr, Ayrshire

Taxi Driver required for driving a Taxi in South Ayrshire. Applicant must have a current South Ayrshire Council taxi drivers badge. Various shifts available. Successful applicants are required to provide an enhanced disclosure. Disclosure expense will...

6 days ago - from: Directgov

[Add to shortlist](#) - [Block](#) - [Flag](#) - [More options...](#)**TAXI DRIVER**Company: Ann Timbwell 

Salary: £60.-£160 DAILY

Location: CHELMSFORD, ESSEX

This is a self employed vacancy. Must be 25 years of age for insurance reasons. Must be patient polite and clearly spoken. Must have a nice personality A council taxi badge is needed. Help with cost of badge can be provided. To drive lady taxi drivers...

12 days ago - from: Directgov

[Add to shortlist](#) - [Block](#) - [Flag](#) - [More options...](#)**PRIVATE HIRE DRIVER / TAXI DRIVER**

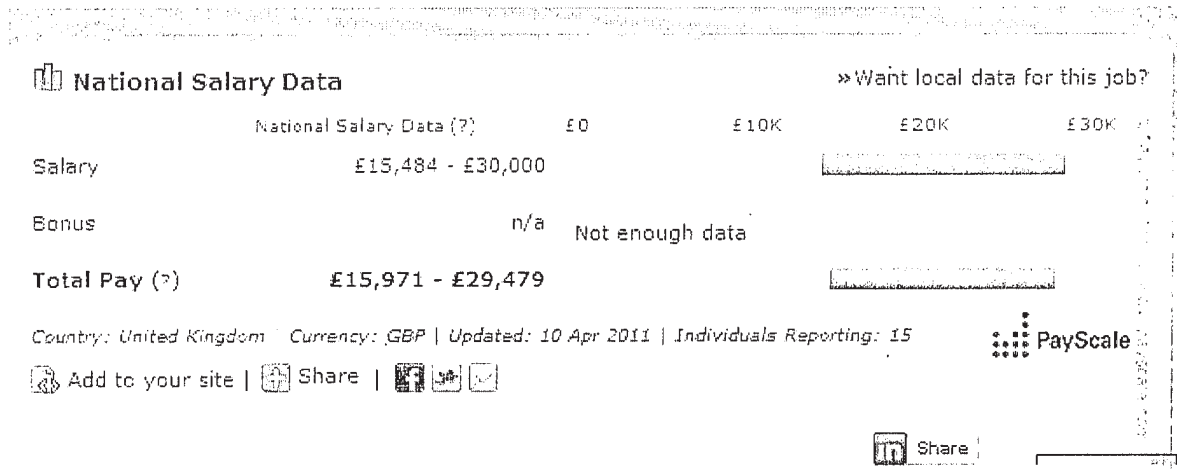
Salary: £6.50 PER HOUR

Location: CAMBORNE, CORNWALL

Term Time Only. Must have a private hire or taxi driving licence. Duties are driving on a school-run contract driving an 8 Seater minibus based in the Camborne, Cornwall area. Consideration will also be given to unqualified trainees. Successful applicants...

7 days ago - from: Directgov

[Add to shortlist](#) - [Block](#) - [Flag](#) - [More options...](#)Source: <http://www.jobisjob.co.uk/taxi-driver/jobs>. Accessed 18 April 2011



Source: http://www.payscale.com/research/UK/Job=Taxi_Driver_or_Chauffeur/Salary.
 Accessed 18 April 2011

Appendix 4: Approximate Costings.

It is important to note that these are for example only and are approximate. A number of assumptions have been used to derive the figures.

Plate HCVL (1##) Full time (Diesel vehicle approx 40mpg)

Total Recorded Annual Mileage	35,000 miles	na	Fuel £5522
Estimated personal mileage	30% = 10,500 miles	na	Fuel £1,657
Estimated Work Mileage	70% = 24,500 miles	na	Fuel £3,865
Estimated Chargeable Mileage (60% of work mileage)	14,700 miles	£3.40 for first mile £1.80 for second onwards A 3 mile typical journey therefore is £7.	Turnover £34,300 per annum
Vehicle running costs excl. earlier expenses, and fuel e.g. tyres, exhausts etc*	7.08 pence-per-mile*		£1,735
PROFIT (Pre tax) (Turnover minus fuel and vehicle running costs)	na	na	£28,700 per annum

Note:- VAT reclaim has not been included.

OVERALL PAY (minus expenses from earlier)	na	na	£26,848 per annum
--	----	----	--------------------------

Plate HCVL (0##) Part Time (Diesel vehicle approx 40mpg)

Total Recorded Annual Mileage	16,000 miles	na	£2524 fuel costs
Estimated personal mileage	30% = 4,800 miles	na	Fuel £758
Estimated Work Mileage	70% = 11,200 miles	na	Fuel £1766
Estimated Chargeable Mileage (60% of work mileage)	6,720 miles	£3.40 for first mile £1.80 for second onwards A 3 mile typical journey therefore is £7.	Turnover £15,680 per annum
Vehicle running costs excl. earlier expenses, and fuel e.g. tyres, exhausts etc*	7.08 pence-per-mile*	na	£793
PROFIT (Pre tax) (Based on fuel v. mileage)	na	na	£13,121 per annum

Note:- VAT reclaim has not been included.

OVERALL PAY (minus expenses from earlier)	na	na	£11,269 per annum (PART TIME)
--	----	----	--------------------------------------

Plate HCVL (0##) (Diesel vehicle, approx 40mpg)

Total Recorded Annual Mileage	25,000 miles	na	Fuel £3944
Estimated personal mileage	30% = 7,500 miles	na	Fuel £1,183
Estimated Work Mileage	70%= 17,500 miles	na	Fuel £2,761
Estimated Chargeable Mileage (60% of work mileage)	10,500 miles	£3.40 for first mile £1.80 for second onwards A 3 mile typical journey therefore is £7 .	Turnover £24,500 per annum
Vehicle running costs excl. earlier expenses, and fuel e.g. tyres, exhausts etc *	7.08 pence-per-mile *	na	£1,239
PROFIT (Pre tax) (Based on fuel v. mileage)	na	na	£20,500 per annum
Note:- VAT reclaim has not been included.			
OVERALL PAY (minus expenses from earlier)	na	na	£18,648 per annum

*Source – Automobile Association (AA) - Accessed April 2011.

Other Rates:

1 Imperial gallon = 4.54 litres

Item 9

By virtue of paragraph(s) 3 of Part 1 of Schedule 12A
of the Local Government Act 1972.

Document is Restricted

Document is Restricted

